



Meeting Agenda

TCBOH Meeting May 28, 2024

| | | | |
|-------|------|-----------------------------|--|
| 12:00 | I. | Call To Order | Dr. Christina Moylan, Board President |
| 12:01 | II. | Privilege Of The Floor | Anyone may address the Board. 3 minutes per person. |
| 12:04 | III. | Approval Of Minutes | Board Members |
| 12:06 | IV. | Financial Summary | Jeremy Porter, Fiscal Administrator |
| 12:09 | V. | Medical Director's Report | Dr. William Klepack, Medical Director |
| 12:12 | VI. | Commissioners Shared Report | Frank Kruppa, Whole Health Commissioner |
| 12:15 | VII. | Division Highlights Reports | <ul style="list-style-type: none">• Community Health (Rachel Buckwalter)• Health Promotion Program (Samantha Hillson)• Children with Special Care Needs (Jessica Clark Manderville)• Environmental Health (Elizabeth Cameron) |

12:30 VIII. [New Business](#)

ENVIRONMENTAL HEALTH (EH)

ENFORCEMENT ACTIONS (10 MINS):

1. Draft Resolution #EH-ENF-24-0006 - Brew 22 Coffee and Espresso, Violations of Subparts 5-1 of the New York State Sanitary Code (Public Water) (5 mins.)
2. Resolution #EH-ENF-24-0003 - Violation of Part 17 & Subpart 5-1 of the New York State Sanitary Code (Mobile Home Park/Public Water) (5 mins.)

ADMINISTRATIVE ACTIONS (10 MINS):

1. EH Refund Policy
2. EH Fees 2025

12:50 IX. Adjournment

APPROVAL OF MINUTES

Tompkins County Board of Health
April 23, 2024
12:00 Noon
Rice Conference Room and via Zoom

Present: Christina Moylan, Ph.D., President; Melissa Dhundale, MD, Vice-President; Edward Koppel, MD; Shawna Black; Susan Merkel; Samara Touchton; and Ravinder Kingra.

Staff: Frank Kruppa, Commissioner; Brenda Grinnell Crosby, Deputy Public Health Director; Harmony Ayers-Friedlander, Deputy Commissioner of Mental Health Services; Adriel Shae, Senior Environmental Health Specialist; Rachel Buckwalter, Director of Community Health; Samantha Hillson, Director of Health Promotion Program; Jessica Clark Mandeville, Director of Children with Special Care Needs; Zoe Lincoln, Whole Health Planner; and Karan Palazzo, LGU Administrative Assistant.

Excused: Andreia de Lima, MD

Guests: Jimmy Jordan, Ithaca Voice; Trung Vu, Ithaca College Physician Assistant student

Call to Order: Dr. Moylan called the regular meeting of the Board of Health (BOH) to order at noon.

Privilege of the Floor: None

Approval of March 25, 2024, Minutes: Ms. Merkel moved to approve March 25, 2024, minutes; second by Mr. Ravinder. The vote to approve the March 25, 2024, meeting minutes as written was unanimous; the motion carried.

Financial Summary: Mr. Kruppa reported on behalf of Mr. Porter who is out on medical leave. The staff is working on finalizing the 2023 budget.

Medical Director's Report and Discussion: Dr. Klepack had nothing to add to his written report.

Administration Report: Mr. Kruppa reported that the County is updating the webpage which includes Whole Health and should be fully launched by the end of the calendar year without interruption in accessing the BOH public documents. County Finance is updating the process of purchasing requirements for Request For Proposals (RFP).

Division for Community Health (DCH) Report: Ms. Buckwalter had nothing to add to her written report. DCH is looking to fill the senior nurse position and asked for referrals or recommendations.

Health Promotion Program Report: Ms. Hillson reported that community visioning boards have been displayed throughout the County for community residents to provide input to the Tompkins County Community Health Improvement Process (CHI Tompkins). Virtual and live events are being held for more engagement and input from the community with a focus on the two questions below.

1. What is their ideal vision for the vision for the health of our community?
2. What do they feel are the overlapping identities that make up our community?

The summary of input and ideas collected will shape the one vision statement to guide the CHI Tompkins process.

Children with Special Care Needs (CSCN) Report: Ms. Clark Manderville reported they are interviewing for a speech-language therapist in-house position. The new billing platform the state is launching (Early Intervention Hub) will launch on October 15th of this year. Mr. Kruppa added that they are looking to submit an alternative proposal to County Administration that would allow the hiring of more needed speech therapists for the County through other funding or a stipend due to insufficient State funding, despite a 5% rate increase from the State budget.

Environmental Health Report: Mr. Shea had nothing to add to the written report. Ms. Black asked to explain fees regarding a fee to a homeowner. He described the standard fees and noted that it is uncommon to see replacement system plans from an outside engineer to do the work that the Health Department requires unless EH needs to make a referral to an outside engineer due to extreme complexity. Mr. Shea is unsure how the homeowner found out there was a problem with their sewage system and there are no reduced fees for an outside engineer.

Ms. Black moved to refund the homeowner the permit \$190 fee; seconded by Mr. Ravinder.

Discussion: The homeowner has the option to use an outside engineer/contractor. The EH fee schedules, processes, and contract information have always been listed on the website. Mr. Kruppa added that EH thoroughly explained the process to the homeowner and they were receptive but the EH team will look further into the matter. He feels it may have been a misunderstanding between the homeowner and the contracted engineer.

Four were opposed to refunding the permit fee, and three were in favor; the motion failed to pass.

ENVIRONMENTAL HEALTH

Enforcement Actions:

Draft Resolution #EH-ENF-24-0002 – Ithaca Press, Violations of Subpart 14-1 of the New York State Sanitary Code (Food Service) – Ms. Merkel moved to accept the motion as written; seconded by Dr. Koppel.

No discussion.

All were in favor; the vote to approve the resolution as written was unanimous.

Draft Resolution #EH-ENF-24-0006 – Brew 22 Coffee, Violations of Subpart 5-1 of the New York State Sanitary Code (Public Water) – Ms. Black moved to accept the motion as written; seconded by Ms. Touchton.

Discussion: Ms. Merkel asked for an explanation of the fees. Mr. Kruppa could not fully explain all the fines totaling \$8,700 in significant multiple violations that include unverifiable water sample reports and many other missed reports.

It was decided that this matter be tabled and heard again at next month's meeting.

OTHER ACTIONS

Encampment Notice of Violation Update:

Mr. Kruppa shared an update on the encampment situation that resulted in the issuance of a Notice of Violation to the City of Ithaca and the railroad in the area bordering Tabor Street and the railroad tracks which negatively impacts the waterways. The City and the railroad responded well and agreed to develop a plan and clean up the affected area. The notice of violation gave both entities 30 days to submit the plan to Environmental Health from the issuance of the violation. He added that the City recently posted keep-out signs, and some cleanup has begun and looks forward to a sustainable proposal from the City for the land to be sanitarily maintained.

Whole Health's Overdose Follow-Up Presentation:

Mr. Kruppa provided a follow-up and update on Whole Health's response, data collection, and communication strategies related to opioid overdoses.

Tompkins County opioid information, data, and resources can be found on the Whole Health webpage at [Opioid Use and Resources | Tompkins County NY](#).

Communication strategies include issuing press releases on topics of mental health and substance use disorder issues in the community, alerting the community of fentanyl being laced in drug supplies, updating the community, informing about available resources, avenues of support, community initiatives, Requests for Proposals (RFPs), data on opioid-related overdose deaths regularly, via TV, radio, and newspapers.

Data is posted regularly on the website with a recent posting around demographics on unintentional overdose deaths.

911 Call for Overdose Emergency - The 911 Center provides overdose/poisoning call data based on the type of emergency. The Community Justice Center, which is involved in public safety reform, recently put out a data page that has more information about the 911 Call Center. The Sheriff's Office and the Ithaca Police Department also have data on their web pages.

Drug-Related Deaths Data - Based on records filed by the Tompkins County Medical Examiner. The data is an aggregate of the last five years (2019 – 2023) identified by a variety of demographics.

Unintentional Fatal Overdoses – Includes those for which the manner of death is classified as an accident and substance identified in a toxicology screening is ruled as the immediate cause of death. The data was broken down into several categories. He noted that individuals working in food service under the

occupation category were higher than expected and this identified population group will be investigated and addressed differently as they are disproportionately affected.

They are looking at non-fatal overdoses with conversations with Cayuga Health Partners to get their data on individuals entering the emergency room.

Drug-Related Deaths – Includes all deaths in which drugs are involved. In these cases, the immediate cause of death is not or not solely drugs, and drugs are often listed under “Other significant contributions.” These also include those in which the manner of death is not ruled as an accident.

Opioid Quarterly Reports - The summary of Tompkins County Data Published April 2024 is slightly behind as it comes from New York State quarterly but helps in how resources are targeted.

Community Health Improvement Plan (CHIP) – Mr. Kruppa reviewed the community plan areas of CHIP which focused on Promoting Well-Being and Preventing Substance Use Disorders and Mental and Substance Use Disorders Prevention and their goals.

The community plan is designed to be a road map of how the community addresses issues and how we can help improve them. CHIP 2022 – 2024 can be found on the webpage at [CHACHIP2022-TompCo-TOC-CHIP.pdf \(tompkinscountyny.gov\)](https://www.tompkinscountyny.gov/CHACHIP2022-TompCo-TOC-CHIP.pdf).

The Tompkins Mental Hygiene Local Services Plan for 2024-2028 was developed by a workgroup composed of the Chair of the Community Services Board, the Chair and Co-Chairs of the Mental Health, Substance Use and Developmental Disabilities Subcommittees, and the Director of Community Services. The workgroup solicited feedback from community members, local provider agencies, and the Community Service Board and subcommittee members through a Local Services Plan Priority Needs Survey conducted in May and June 2023. The Local Services Plan can be found at [Tompkins County Whole Health Local Services Plan \(tompkinscountyny.gov\)](https://www.tompkinscountyny.gov/Tompkins-County-Whole-Health-Local-Services-Plan)

Local Services Plan Goal Areas:

1. Workforce
2. Housing
3. Crisis Services
4. Cross System Services
5. Non-Clinical Supports
6. Adverse Childhood Experiences
7. Transition Age Services

The biggest challenge is the shortage of available workers including social workers, psychiatrists, peers, etc. from the research and work of Developmental Disabilities, Mental Health, and Substance Use subcommittees. Housing is a primary problem.

New Initiatives

- Expanded Opioid Overdose Prevention Program from Green Street to Brown Road
- Launched Dual response CARE Team program with the Sheriff’s Office and Ithaca Police Department
- Received pilot funds from OMH to Outreach Worker program to rural parts of the county

- Advocate for and received funds from TC legislature to continue the program
- Facilitate an RFP process to find a vendor to administer the program
- Facilitated County Opioid Settlement Funds Task Force distribution of \$725,000 to community organizations
- Led the Community Services Board to create a rapid housing and crisis services program using Opioid Settlement Funds

The next meeting is Tuesday, May 28th, 2024 @ noon.

The meeting adjourned at 1:15 pm

FINANCIAL SUMMARY

April 2024 Report | BOH Meeting May 28, 2024

See following page

Tompkins County Financial Report for Public Health

Year: 24

Month: 4

Percentage of Year: **33.33%**

| | | <u>Expenditures</u> | | | <u>Revenues</u> | | | <u>Local Share</u> | | |
|----------------------------|---------------------------|---------------------|------------------|---------------|------------------|------------------|---------------|--------------------|------------------|----------------|
| | | Budget | Paid YTD | % | Budget | YTD | % | Budget | YTD | % |
| 4010 | PH ADMINISTRATION | 2,429,477 | 805,596 | 33.16% | 700,176 | 6,331 | 0.90% | 1,729,301 | 799,265 | 46.22% |
| 4012 | WOMEN, INFANTS & CHILDREN | 584,417 | 158,831 | 27.18% | 584,417 | 75,600 | 12.94% | 0 | 83,231 | |
| 4015 | VITAL RECORDS | 86,719 | 23,305 | 26.87% | 115,000 | 34,885 | 30.33% | -28,281 | -11,580 | 40.95% |
| 4016 | COMMUNITY HEALTH | 1,963,567 | 403,499 | 20.55% | 584,002 | 33,504 | 5.74% | 1,379,565 | 369,995 | 26.82% |
| 4018 | HEALTHY NEIGHBORHOOD PROG | 196,787 | 65,788 | 33.43% | 191,525 | 60,547 | 31.61% | 5,262 | 5,241 | 99.60% |
| 4047 | PLNG. & COORD. OF C.S.N. | 2,052,743 | 411,679 | 20.06% | 822,852 | 55,732 | 6.77% | 1,229,891 | 355,947 | 28.94% |
| 4090 | ENVIRONMENTAL HEALTH | 2,204,379 | 596,963 | 27.08% | 603,064 | 125,412 | 20.80% | 1,601,315 | 471,551 | 29.45% |
| 4092 | PUB HLTH COVID SCHOOL GRN | 0 | 0 | | 0 | 0 | | 0 | 0 | |
| 4095 | PUBLIC HEALTH STATE AID | | | | 2,092,706 | 0 | | -2,092,706 | 0 | |
| Non-Mandate | | 9,518,089 | 2,465,661 | 25.91% | 5,693,742 | 392,011 | 6.88% | 3,824,347 | 2,073,650 | 54.22% |
| 2960 | PRESCHOOL SPECIAL EDUCATI | 5,442,000 | 886,763 | 16.29% | 3,450,000 | 1,656,463 | 48.01% | 1,992,000 | -769,699 | -38.64% |
| 4017 | MEDICAL EXAMINER PROGRAM | 375,865 | 65,612 | 17.46% | 0 | 0 | | 375,865 | 65,612 | 17.46% |
| 4054 | EARLY INTERV (BIRTH-3) | 503,000 | 95,910 | 19.07% | 130,000 | 0 | | 373,000 | 95,910 | 25.71% |
| Mandate | | 6,320,865 | 1,048,285 | 16.58% | 3,580,000 | 1,656,463 | 46.27% | 2,740,865 | -608,177 | -22.19% |
| Total Public Health | | 15,838,954 | 3,513,946 | 22.19% | 9,273,742 | 2,048,473 | 22.09% | 6,565,212 | 1,465,473 | 22.32% |

BALANCES (Including Encumbrances)

| | | Available Budget | Revenues Needed | | | Available Budget | Revenues Needed |
|--------------------|---------------------------|---------------------|--------------------|----------------|---------------------------|-------------------------------------|------------------------|
| Non Mandate | | | | Mandate | | | |
| 4010 | PH ADMINISTRATION | 1,620,031 | 693,845 | 2960 | PRESCHOOL SPECIAL EDUCATI | 4,555,237 | 1,793,537 |
| 4012 | WOMEN, INFANTS & CHILDREN | 409,475 | 508,817 | 4017 | MEDICAL EXAMINER PROGRAM | 259,003 | 0 |
| 4015 | VITAL RECORDS | 63,289 | 80,115 | 4054 | EARLY INTERV (BIRTH-3) | 407,090 | 130,000 |
| 4016 | COMMUNITY HEALTH | 1,556,790 | 550,499 | | | 5,221,330 | 1,923,537 |
| 4018 | HEALTHY NEIGHBORHOOD PROG | 130,916 | 130,978 | | | | |
| | | | | | | | |
| 4047 | PLNG. & COORD. OF C.S.N. | 1,639,812 | 767,120 | | | | |
| 4090 | ENVIRONMENTAL HEALTH | 1,601,152 | 477,652 | | | | |
| 4092 | PUB HLTH COVID SCHOOL GRN | 0 | 0 | | | | |
| 4095 | PUBLIC HEALTH STATE AID | 0 | 2,092,706 | | | | |
| | | 7,021,465 | 5,301,731 | | | | |
| | | | | | | Total Public Health Balances | |
| | | | | | | <u>Available Budget</u> | <u>Revenues Needed</u> |
| | | | | | | 12,242,795 | 7,225,269 |

Comments: April includes payroll through April 13. First quarter grant claims and State Aid are in process.

MEDICAL DIRECTOR REPORT

April 2024 Report | BOH Meeting May 28, 2024

Avian influenza update

Avian Influenza continues to be an issue, but there are no additional human cases after the 1 case in Texas, and no new dairy farms have tested positive lately. NYS continues to have no cases and no known avian flu in mammals. It has been proven that pasteurization renders milk safe to drink. Raw milk consumption is discouraged, and it is recommended to adequately cook beef (to 145 degrees F or higher). Those temperatures have been shown to inactivate any virus.

NYSDOH is reported to be working closely with the NYS Dept. of Agriculture and Markets (similar to the collaboration between the CDC and USDA), and with the CDC.

Guidance has been put out regarding the disease and the use of PPE on farms. Backyard poultry hobbyists have had information reinforcing hygiene. NYDOH is doing webinars on the disease for practitioners, dairy farm owners/operators, and downstream handlers of raw milk

National surveillance and investigation have been limited by political/economic/business issues. Public health has been criticized for not being aggressive enough, but its actions have been curtailed in key states. The dairy industry is an important sector of the U.S. economy. In those key states, it is reported that concerns about adverse impacts on businesses ranging from farming through milk product production have led to restrictions being imposed on CDC, and USDA surveillance and investigatory activities.

Wastewater surveillance is ongoing and is capable of detecting influenza A. (Avian influenza is an "A" virus.) It is felt that fluctuations in levels can be a marker of avian influenza (H5.N1) however the test does not identify Avian flu per se and it cannot identify whether the source of the A antigen is human animal, or milk (and other products) that are discarded down the drain and into the wastewater stream (remember that even pasteurized milk can test positive for avian flu antigen even though it is not infectious). We are at an early stage in the maturation of our understanding and use of wastewater data.

Economic benefits have been extended to farmers and the system of milk and dairy product production and delivery. Such as:

- Reimbursement for lost milk
- Coverage for the cost of testing and surveillance

But to keep farmers and producers “whole” (and thus encourage their participation in surveillance programs) reimbursement would have to cover other losses such as the drop in monetary value resulting from an animal testing positive. Without adequate compensation, there is a disincentive for cooperation.

Influenza update

CDC has preliminarily classified this season as [moderately severe nationally](#).

Related graphics are [in the Appendix](#).

Interview topics on WHCU for this past month

Avian influenza, Mental Health Awareness Month (May), Vaping/ youth/ and risks, Fitness/Exercise/and Spring, “No One Can See You Now” (the shortage in primary care practitioners and why it matters)

Archived at <https://whcuradio.com/podcasts/categories/ithacas-morning-news-newsmaker-interviews/>

COMMISSIONER SHARED REPORT

April 2024 Report | BOH Meeting May 28, 2024

Whole Health Highlights

- The 2024 NYS Public Health Partners conference was held in Saratoga Springs with Health Equity as its main focus. NYSDOH Commissioner Dr. MacDonald spoke about his efforts to integrate Health Equity into the departments hiring practices and programmatic decisions. His theme was that there is much work to do to improve equitable health outcomes across NYS.
- ...and surprise, the 2025 conference will be held in Ithaca at the newly completed convention center on Green Street!

Shared Topics Update

Strategic Planning/Merger

Department Senior Leadership has approved charters for 4 Cross Functional Teams to begin in June. The teams are working on Client Needs, Internal Efficiency, Communications and Diversity, equity, Inclusion and Belonging. We are currently recruiting staff participation and expect each team will have their first meeting sometime in June.

What is a Cross Functional Team? They are the mechanism we use to work on deliverable action steps from our strategic plan. They are made up of staff from across the department with a self identified facilitator and a Senior Leadership mentor. The groups work from a charter that guides their activities but grants them freedom to determine the path.

CSB Update

- The CSB had a presentation from the Mental Health Association about the services they provide using a peer-based model.

[Commissioner Report Appendix](#)

(No appendix items this month.)

DIVISION FOR COMMUNITY HEALTH

April 2024 Report | BOH Meeting May 28, 2024

tompkinscountyny.gov/health/chs

Highlights

COVID VACCINE CLINICS

- Two homebound vaccine clinics occurred in the month of April. On April 22nd, CHS nurses provided a Covid vaccination clinic at Brookdale Memory Care. 21 clients were vaccinated. On April 25th, CHS nurses provided a Covid vaccination clinic at McGraw House. 14 clients were vaccinated.
- These clients could not access vaccination elsewhere and were grateful for the mobile immunization services provided by CHS.

COMMUNITY EDUCATION

- On April 23rd, CHS Director Rachel Buckwalter presented an overview of CHS services to the Finger Lakes Office Manager's Association monthly meeting. This included instructions on how to report communicable diseases, immunization services offered and how to make a referral to our home visiting programs.

COMMUNICABLE DISEASE

- Summary of notable communicable disease investigations in April:
 - Campylobacter--3 cases:
 - 21 y/o with travel to London
 - 45 y/o Florida vacation
 - 38 y/o infection in abscess (not travel related)
 - Dengue- 1 case: 47 y/o who travelled to Guadeloupe (whole family had it but their numbers will be reflected for May)
 - Pertussis- 1 case: 8 y/o, home-schooled, had 4 out of 5 recommended pertussis-containing vaccines (under immunized), no other contacts besides family, they were all treated with antibiotics
 - Salmonella--2 cases:
 - 20 y/o with travel to Mexico
 - 77 y/o not travel related
 - Strep, Group A Invasive--2 cases:
 - 46 y/o, hospitalized, co-morbidities, recovered
 - 68 y/o, hospitalized, many co-morbidities, month long hospital stay & discharged
 - Strep Pneumoniae, Invasive 1 case: 54yo, hospitalized, recovered.

STAFFING

- There are currently three open positions within CHS: one senior community health nurse and two community health nurses. There are several applicants for these positions. Interviews and reference checks have been completed. The hiring process is progressing with the hope that offers can be made within the next few weeks, pending certified lists from Human Resources.

ORAL HEALTH

- The Tompkins County Youth Oral Health Survey closed to the public on April 12th. Over 500 community members completed this survey. We are now analyzing survey data and will provide a detailed report regarding the results of the survey.

WIC

- NYSDOH contracted Hunger Solutions New York to promote WIC enrollment and participation. Our Agency was selected and will begin this project in May.
- WIC agency served 487 people in the month of April.

Program Updates

MOMS PLUS+

- Moms PLUS+ nurses completed 59 home visits in the month of April which is an increase from last month's total visit number (44).
- Active caseload for Moms PLUS+ is also increasing. Currently there are 57 people enrolled in the program.
- The Moms PLUS+ team had a presentation on April 11th from Healthy Families, a new program in Tompkins County that focuses on teaching families about child development and parenting skills. Healthy Families accepts referrals for pregnant people and any family with a child under the age of three months. They provide home visits and family support until the child is 5 years old. We are excited to partner with this program as they expand and grow in Tompkins County.

RABIES

- 5 Tompkins County residents were authorized to receive rabies post-exposure prophylaxis in the month of April. This included a family of three exposed to a bat in their home, a person who was bitten by a dog while traveling internationally and a person exposed to a confirmed rabies positive raccoon.

HIV

- Two HIV tests were completed at TCWH in the month of April.

[CHS Appendix](#)

- NYSDOH Communicable Disease Reports
- WIC Caseload table

HEALTH PROMOTION PROGRAM

April 2024 Report | BOH Meeting May 28, 2024

tompkinscountyny.gov/health/hpp

Highlights

- Community Visioning Boards for the CHI Tompkins (Community Health Improvement) process were placed in 15 locations around the County.
- Muralists selected for COVID-19 Mural in partnership with TC Office for the Aging

STAFFING

- Interview process began to hire a Community Health Worker.

Program Updates

HEALTHY NEIGHBORHOODS PROGRAM

- HNP staff conducted a home visit with someone who is nearly deaf and completely blind. HNP staff helped the client learn about the fire extinguisher that was given and how to use it by guiding their hands over the extinguisher and describing what they were feeling and the process they would need to follow if they ever needed to use the extinguisher.
- HNP staff conducted 2 home visits in the month of April where the homes were tested for lead paint and the tests were positive. One of the homes is in process of becoming a registered day care. Information about lead paint safety was distributed at both visits.
- HNP and Environmental Health had a discussion about the potential for HNP to incorporate well water sampling into the scope. NYS is conducting a pilot in several other counties and is evaluating interest of HNP programs to incorporate this service.

TOBACCO FREE TOMPKINS COUNTY

- The Anti-Vaping campaign was successfully implemented into schools and community spaces throughout Ithaca and Dryden
 - The QR code linking users to student support resources and peer support groups was scanned over 200+ throughout the month of April
 - Ithaca Journal covered the campaign on the April 22 issue in both digital and print formats

COMMUNITY HEALTH WORKER (CHW) AND HIP TOMPKINS (PICHC) PROGRAMS

- Sister Circle: Birthing Stories by Black Women, a project of the HiP Tompkins Community Action Board (CAB) and facilitated by Dr. Nia Nunn, took place on 4/19/24. This event was a collaboration between TCWH, Human Services Coalition, and Dr. Nunn. Dr. Nunn is compiling

video and recording from the gathering to create a digital product, recommendations, and material to share during a professional development learning opportunity in June.

- CHW and HiP Tompkins programs discharged 8 clients in the month of April.

COMMUNITY HEALTH ASSESSMENT (CHA) & COMMUNITY HEALTH IMPROVEMENT PLAN (CHIP)

- Community Visioning Boards (6) were placed around the county for at least a one-week rotation.
- A virtual Community Visioning event was held on 5/2/24.
- Planning for kick-off event in June with community partners and completion of Phase 1.

COMMUNICATIONS

- Preparation for county-wide website upgrade; review of content across the department
- Developing updated COVID-19 Vaccination marketing: F. Kruppa recorded radio spots for spring; ads will run in print/digital media, TCAT bus (external & internal); new outreach materials
- Preparation for the FUSE Conference in June. HPP will be presenting about public engagement during COVID-19 and beyond.

HPP Appendix

- Opioids, Monthly overdose calls to 911
- CHWs
- HNP, Monthly Activity table
- COVID-19
- Media
 - [Press releases](#)
- Outreach and Training (all staff)
- Committee and Partnership Meetings

CHILDREN WITH SPECIAL CARE NEEDS

April 2024 Report | BOH Meeting May 28, 2024

tompkinscountyny.gov/health/cscn

Highlights

Staff Training:

- All staff have started EI Hub trainings every other week as a group – EI Hub Launch date was moved back until October 15th.

Program Updates

Early Intervention

- Early Intervention Provider shortage continues: Budget to hire 2 Speech Therapist, 1 Special Instruction Teacher, 1 Physical Therapist
- Currently the postings remain open, one interview with an SLP has been done.
- There have been limited responses to the positions and the department is currently under discussion about presenting a new proposal, proposal being drafted and sent for approval.
- A survey was sent out to all EI providers, current and past, in March. The results were reviewed, compiled together, and taken into consideration for the new proposal.
- Early Intervention experiencing wait lists for all specialties: Speech (45), Feeding (1), OT (17), PT (8), SI (22), SW (4).
- Currently serving 190 active/qualified children in Early Intervention. 6 Total Child Find Cases
- One position for a Community Health Nurse remains open.

EI REFERRALS

- Received in March: 31
- EI referrals received today are not able to have a core evaluation done until August or September of 2024 as there are only 4 core slots available each week. NYS had a 45-day timeline from date of referral to evaluation date. We are outside this indicator for every case.
- We reached out to past agencies that had contracted with us for cores, one is interested and is looking at their availability.

CSCN Appendix

- Statistics based on Calendar Year
 - Early Intervention Program statistical highlights
 - Preschool Special Education Program statistical highlights.

ENVIRONMENTAL HEALTH

April 2024 Report | BOH Meeting May 28, 2024

tompkinscountyny.gov/health/eh

Highlights

VILLAGE OF DRYDEN BWO:

A HUGE shout out to Scott Freyburger and Skip Parr in Environmental Health for dealing with our first-ever village-wide Boil Water Order on a Friday evening. On May 3rd, Dryden's Superintendent of Public Works notified Scott of a significant water main break potentially caused by a fiber optic drill striking a water line on W. Main St. Consequently, water pressure decreased in areas of the village, including the Dryden High School who cancelled after-school activities. If water pressure is low for more than 4 hours, contamination may enter the water supply and a Boil Water Order needs to be issued. The break was identified around 2:30 pm and repairs weren't completed within 4 hours. Consequently, the Village issued a precautionary Boil Water Order around 5:30. While Scott went to Dryden to investigate the situation and assist restaurants, the school district, and other public facilities dealing with this situation, Skip worked on drafting the official Boil Water Order (BWO) with written instructions, requirements for the BWO to be lifted, and additional information for food service establishments, and the official BWO notification was issued to the Village. The location of the leak was identified, and the Village repaired the water line later that evening. Acceptable bacteria samples are required to lift the BWO, but commercial labs are closed on the weekends. A big shout out to Bolton Point water supply. Bolton Point has a certified laboratory and Bolton Point staff came in over the weekend to run samples for the Village of Dryden. The Village collected samples on Saturday and Sunday, and EH released the BWO at 10:30 on Monday morning when satisfactory sample results were received. Great job and a huge thank you to the Village, EH staff and Bolton Point in their handling of this unique and challenging situation and protecting the public until safe drinking water conditions could be restored!

CITY ENCAMPMENT NOV:

In response to the Notice of Violation issued by EH, on April 24, the City of Ithaca in coordination with Watco-Ithaca Central Railroad submitted a draft "*Workplan for Clean Up of Former Encampment Site.*" EH provided comments requesting some clarification and minor revisions. The City was waiting for comments from NYSDEC prior to finalizing the report, who provided comments on May 15. The plan includes three phases: Phase 1 involves the installation of fencing around the area; Phase 2 involves waste segregation, clean up and disposal; and Phase 3 addresses the cleanup of the waterway banks and shoreline. Phases 1 and 2 can occur simultaneously. Phase 3 will occur later this fall when water levels are lower and after any needed NYSDEC permits are obtained. The City has reported that the cleanup is underway.

MEETING AT NATE'S MOBILE HOME PARK:

In response to a request from the management of Nate's Mobile Home Park, Adriel Shea and Liz Cameron met with park management and residents on May 7. Nate's is adjacent to parts of the Ithaca homeless encampment, and residents expressed a range of concerns connected to the encampment. Most of the concerns are beyond the authority of Environmental Health; however, EH agreed to provide a list of contacts for complaints and concerns in a variety of areas. The residents expressed support for and were appreciative of the recent Notices of Violation that required cleanup of one part of the encampment.

CORNELL CHILDREN'S CAMP CHANGES:

Historically, Cornell has allowed summer academic Children's Camps to operate under Cornell's educational accreditation. As such, those programs did not previously meet the definition of Children's Camps and did not require a permit through our office. During an internal audit conducted by Cornell several years ago, Cornell determined that the university was not directly overseeing many of the camps operating on their campus and was inadvertently assuming risk for minors who were not under their supervision. As a result of this, Cornell determined that operation of these camps is not a function of the University and that these camps need to independently obtain NYSDOH Children's Camp permits unless otherwise exempt. This change led to the addition of several Children's Camps permits at Cornell in 2023 and approximately eight more in 2024. None of these camps were previously permitted through our office and have not had to comply with NYSDOH regulations in the past. Some of the camps may not be able to obtain permits due partly to issues obtaining a Camp Health Director and other requirements.

HIGHLY PATHOGENIC AVIAN FLU:

EHS Cameron Cowburn attended the ASTHO (Association of State and Territorial Health Officials) webinar on April 25, and prepared a summary of the webinar. Highly Pathogenic Avian Influenza (HPAI), now referred to as H5N1 by NYSDOH, is a fast spreading and highly lethal disease amongst wild and domesticated bird populations. It has become a growing concern in recent months due to a cross-over event where it is believed that wild birds introduced the disease to bovine populations in Texas. The first detection in the United States occurred in January 2022 in wild birds, followed by detection in domesticated poultry in February of that year. In April of 2022, the first human case in the US was reported.

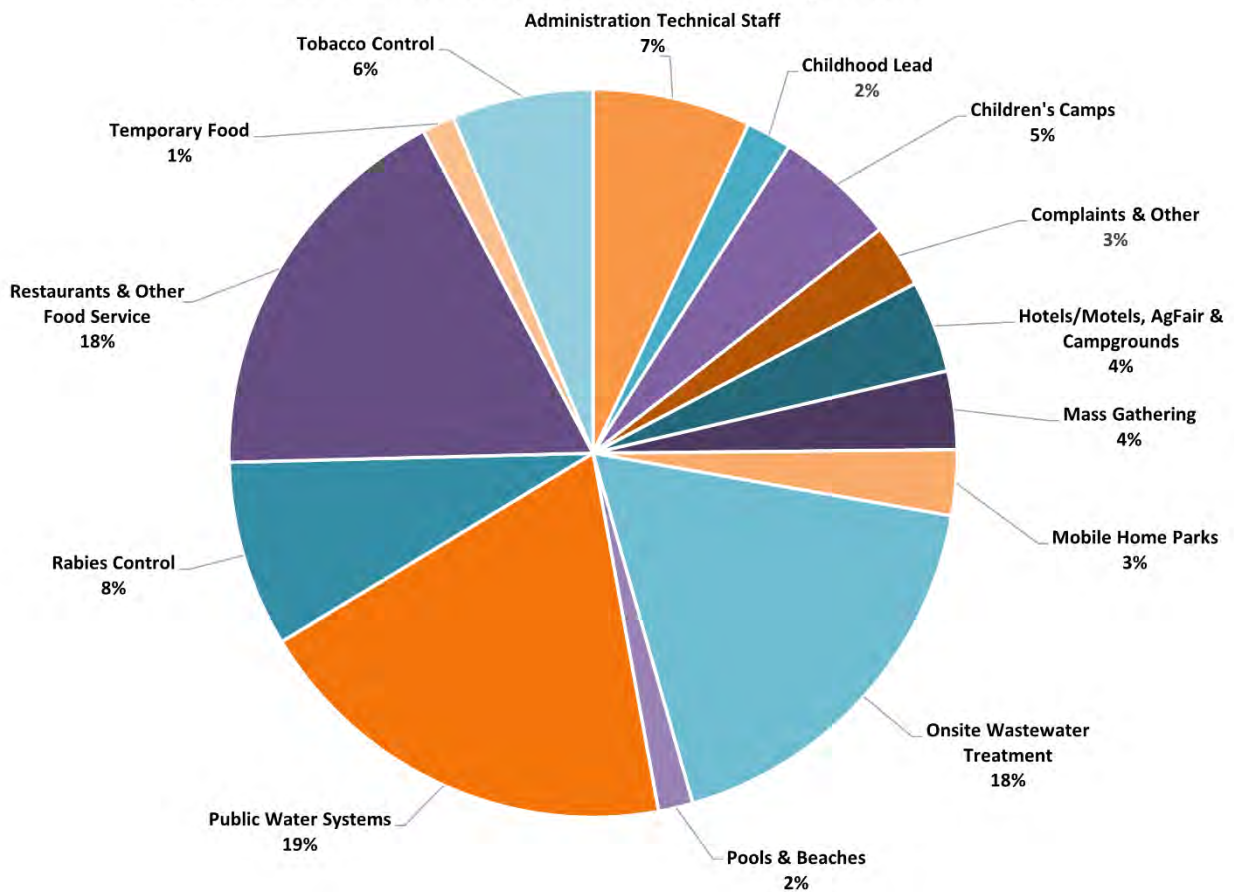
H5N1 has become a growing concern in the last few months. It has been detected at 33 farms across 8 states in the US. Experts have so far determined that the main form of transfer is through raw milk and mammary tissue. This has led it to spread more easily among dairy cattle with little to no known detection among beef livestock. On April 1, 2024, the first case of H5N1 in humans linked to cattle was reported in Texas. The person affected reported mild symptoms and since then no other human cases have been reported. Due to the recent discovery of transmission to humans through cows, experts from the USDA, CDC, ASPR, NIH, and FDA are all working to understand and prevent the spread of this potentially deadly disease. No action is currently needed at the local level.

CEHD SPRING MEETING:

Skip Parr and Liz Cameron attended the Spring meeting of the Conference of Environmental Health Directors. Topics discussed included an electronic platform that NYSDOH is looking into as a replacement to ehips (Electronic Health Information Permitting Systems); a rabies exposure to a rabid kitten involving 100 people in Rockland; a discussion of their ATUPA program by Rensselaer; a FOIL (Freedom of Information Law) presentation by NYSDOH; and updates from the NYSDOH Center for Environmental Health.

SUMMARY OF ACTIVITY

Staff Time in Environmental Health Programs - April 2024



- [Complete table is in the Appendix](#)

Program Updates

Food Program

FSE INSPECTIONS

The [results of food service establishment inspections](#) conducted in Tompkins County can be viewed directly on the Environmental Health website. Inspections can be sorted to meet the needs of the viewer (by facility, date, etc.) by clicking on the column heading of interest.

PLANS APPROVED THIS PERIOD

- Danby Food & Drink LLC, T-Danby
- The Local, C-Ithaca

NEW PERMITS ISSUED

- Cold Stone Creamery, C-Ithaca
- Dryden Creamery, V-Dryden
- Ephemeral Elixirs
- Gu & King Traditional & Local Food, Throughout Tompkins
- Ice Cream Bar, V-Trumansburg
- Kiely's Cooking, Throughout Tompkins
- R&V Jamaican Cuisine, Throughout Tompkins
- South Indian foods, Throughout Tompkins
- The Lotus, C-Ithaca
- The Rook, C-Ithaca

Boil Water Orders (BWOs)

NEW

| Facility Name | BWO Issued | Reason | Corrective Action | Status |
|---------------|------------|--------|-------------------|--------|
| NONE | | | | |

ONGOING

| Facility Name | BWO Issued | Reason | Corrective Action | Status |
|------------------------------|------------|---------------------------------|---|-----------------------------|
| Dollar General North Lansing | 02/08/2022 | Operating without TCEH approval | Water System Approved | Monitoring System Operation |
| Cayuga Nature Center | 06/24/2022 | Inadequate disinfection | Water System Approved | Sample Results Under Review |
| Dollar General Freeville | 3/11/2024 | Inadequate disinfection | Restore adequate disinfection & submit satisfactory samples | NOV Issued |

RELEASED

| Facility Name | BWO Issued | Reason | Corrective Action | Status |
|---------------|------------|-------------------------|-----------------------------|---|
| Brew 22 | 3/14/2024 | Inadequate disinfection | Submit satisfactory samples | BWO Released 4/2/2024; BOH action pending |

Summary of Open BOH Enforcement Actions

| Date of BOH Action | Facility | Owner/ Operator | Basis for Action | Penalty Assessed | Next BOH Order Deadline | Status |
|--------------------|---|-------------------------------|---|------------------------|--|--|
| 1/24/23 | Ayra Convenience (EH-ENF-22-0047) | Ayra Convenience Inc | ATUPA - Sale of Prohibited Flavored Nicotine Product | \$5,750 (Paid \$5,500) | Payment of \$250 due 5/15/24 | Payment Plan Offered |
| 5/23/23 | C&C/Chuck's (EH-ENF-22-0052) | Chuck's Gas Mart, Inc. | ATUPA – Underage Sale of Tobacco Products | \$2,750 | Awaiting Court Ruling | Awaiting Court Ruling |
| 12/5/23 | Applegate Park MHP (EH-ENF-23-0024) | Joseph Giordano | Mobile Home Park – Violation of Board of Health Order | \$1725 | Failed to meet penalty waiver requirements | Monitoring Compliance – enforcement under review |
| 1/26/24 | Holiday Inn Express Pool (EH-ENF-23-0026) | Cassidy Fox | Swimming Pool – Violation of Board of Health Orders | \$800 (Paid 3/22/24) | Operator training certificate due 2/28/24 | Awaiting training certificate – enforcement under review |
| NOV Issued 4/9/24 | Part of Ithaca Homeless Encampment (EH-NOV-24-0010) | City of Ithaca | TCSC Refuse Violations | NA | NA | Awaiting joint final report |
| NOV Issued 4/9/24 | Part of Ithaca Homeless Encampment (EH-NOV-24-0011) | Watco-Ithaca Central Railroad | TCSC Refuse Violations | NA | NA | Awaiting joint final report |
| 4/23/24 | Ithaca Press (EH-ENF-24-0002) | Jack Clausen | Food Service – Repeat Critical Violations | \$200 | Payment due 6/15/24 | Awaiting Payment |

[EH Appendix](#)

- Summary of Activity

NEW BUSINESS:

April 2024 Report | BOH Meeting May 28, 2024

Actions

Environmental Health

ENFORCEMENT ACTIONS:

1. Draft Resolution #EH-ENF-24-0006 - Brew 22 Coffee and Espresso, Violations of Subparts 5-1 of the New York State Sanitary Code (Public Water) (5 mins.)
2. Resolution #EH-ENF-24-0003 - Violation of Part 17 & Subpart 5-1 of the New York State Sanitary Code (Mobile Home Park/Public Water) (5 mins.)

Find Enforcement Action Reports following this page

Administration

ADMINISTRATIVE ACTIONS:

1. EH Refund Policy
2. EH Fees 2025

[New Business Appendix](#)

CERTIFIED, REGULAR, & ELECTRONIC MAIL

April 25, 2024

Riley Brewer
Brew 22 Coffee & Espresso
1384 Dryden Road
Ithaca, NY 14850

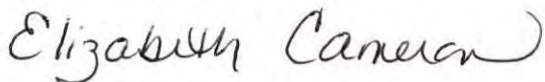
**Re: Board of Health postpones action until May 28, 2024
Tompkins County Board of Health Draft Resolution # ENF-24-0006
Violation of Board of Health Orders
Brew 22 Coffee and Espresso Public Water System, T-Dryden**

Dear Riley Brewer:

The Board of Health did not take action on Resolution # EH-ENF-24-0006 at their meeting on April 24, 2024. The Board will be considering this resolution at its meeting on Tuesday, May 28, 2024.

You or a representative has the right to speak to the Board for a few minutes prior to them taking action. If you wish to speak to the Board in person or via zoom, please contact Skip Parr or me at (607) 274-6688 at least one day before the meeting. If you plan to attend, please arrive by 12:00 p.m. (noon).

Sincerely,



C. Elizabeth Cameron, P.E.
Director of Environmental Health

Enclosures: Draft Resolution

pc: \\U:\files\phealth\EH\FOOD (SF)\FSE (SF)\Facilities (SF-4)\Brew 22 Cafe\Enforcement\2024\Postponment of BOH Action_24-0006.docx
ec: Tompkins County Board of Health (via: SharePoint); CEO T-Dryden; Supervisor T-Dryden; Gregory Mezey, TC Legislature; John Strepelis, P.E., NYSDOH; Garrett Cappon, NYSDOH; TCHD: Frank Kruppa, **Whole Health Commissioner**; Brenda Crosby, **Deputy Public Health Director**; Elizabeth Cameron, P.E., Director of EH; Kristee Morgan; Skip Parr; Tom Palmer; Brenda Coyle
scan: Signed copy to Accela

CERTIFIED, REGULAR, & ELECTRONIC MAIL

April 15, 2024

Riley Brewer
Brew 22 Coffee & Espresso
1384 Dryden Road
Ithaca, NY 14850

**Re: Tompkins County Board of Health Draft Resolution # ENF-24-0006
Violation of Board of Health Orders
Brew 22 Coffee and Espresso Public Water System, T-Dryden**

Dear Riley Brewer:

Thank you for signing the Stipulation Agreement on April 10, 2024, for Brew 22 Coffee & Espresso. Enclosed is a copy of the Draft Resolution that the Tompkins County Board of Health will consider at its meeting on **Tuesday, April 23, 2024**.

You or a representative has the right to speak to the Board for a few minutes prior to them taking action. If you wish to speak to the Board in person or via zoom, please contact Skip Parr or me at (607) 274-6688 at least one day before the meeting. If you plan to attend, please arrive by 12:00 p.m. (noon).

Sincerely,



C. Elizabeth Cameron, P.E.
Director of Environmental Health

Enclosures: Draft Resolution, Stipulation Agreement and Orders, Inspection Report, Case Summary, Board of Health Orders ENF-21-0010, 3/18/24 CSI letter re falsified laboratory report, and Response from Brewer re falsified report

pc: F:\EH\FOOD (SF)\FSE (SF)\Facilities (SF-4)\Brew 22 Cafe\Enforcement\2024\Draft Resolution 24-0006.docx
ec: Tompkins County Board of Health (via: SharePoint); CEO T-Dryden; Supervisor T-Dryden; Gregory Mezey, TC Legislature; John Strepelis, P.E., NYSDOH; Garrett Cappon, NYSDOH; TCHD: Frank Kruppa, Whole Health Commissioner; Brenda Crosby, Deputy Public Health Director; Elizabeth Cameron, P.E., Director of EH; Kristee Morgan; Skip Parr; Tom Palmer; Brenda Coyle
scan: Signed copy to Accela

DRAFT RESOLUTION # ENF-24-0006

**Brew 22 Coffee & Espresso
Brew 22 Coffee & Espresso LLC/Riley Brewer, Owner/Operator
1384 Dryden Road, T-Dryden
Ithaca, NY 14850**

Whereas, operators of public water systems are required to comply with Subpart 5-1 of the New York State Sanitary Code (NYSSC); **and**

Whereas, Brew 22 Coffee and Espresso (Brew 22) is a public water system and is regulated as a food service establishment under Subpart 14-1 of the New York State Sanitary Code; **and**

Whereas, Subpart 5-1.51(b) of the NYSSC requires Brew 22 to submit quarterly total coliform sampling results and an annual nitrate sample result to Tompkins County Environmental Health (TCEH); **and**

Whereas, Subpart 5-1.30 of the NYSSC requires Brew 22 to ensure disinfection systems are operating as designed; **and**

Whereas, Subpart 5-1.71 requires an operator to exercise due care and diligence in the maintenance and supervision of the public water system; **and**

Whereas, on May 26, 2020, Tompkins County Board of Health Resolution #EH-ENF-20-0009 ordered Brew 22 to submit quarterly total coliform results, monthly operating reports and an annual nitrate sample as required by Subpart 5-1; **and**

Whereas, on September 8, 2021, Tompkins County Board of Health Resolution #EH-ENF-21-0010 ordered Brew 22 to submit quarterly total coliform results, monthly operating reports and an annual nitrate sample as required by Subpart 5-1; **and**

Whereas, TCEH did not receive total coliform sample results for the 3rd and 4th quarters of 2022, and did not receive total coliform sample results the 2nd, 3rd, and 4th quarters total coliform sample result for 2021; **and**

Whereas, TCEH did not receive annual nitrate sample results for 2022 and 2023; **and**

Whereas, on March 14, 2024, TCEH performed a water system inspection at Brew 22 and observed the UV system was not properly functioning and TCEH issued a Boil Water Order; **and**

Whereas, on March 15, 2024, TCEH received a total coliform sample result submitted for compliance purposes with a collection date of November 2023; **and**

Whereas, on March 19, 2024, TCEH received a letter from the laboratory where the total coliform sample was reportedly analyzed, stating that the report was falsified; **and**

Whereas, on March 25, 2024, TCEH received total coliform sample results submitted for the release of the Boil Water Order issued on March 14, 2024. These laboratory reports were also determined to be falsified; **and**

Whereas, on March 26, 2024, TCEH received an email from Riley Brewer, operator of Brew 22, indicating that an employee was responsible for the falsified reports, and that individual had been terminated; **and**

Whereas, on March 28, and March 30, 2024, TCEH received two satisfactory total coliform samples for the release of the Boil Water Order; **and**

Whereas, on April 2, 2024, TCEH performed a follow-up inspection verifying proper operation of the UV system and the Boil Water Order was released; **and**

Whereas, Riley Brewer, Operator, signed a Stipulation Agreement with Whole Health Commissioners Orders on April 10, 2024, agreeing that Brew 22 violated these provisions of the New York State Sanitary Code; **now therefore be it**

**Resolved, on recommendation of the Tompkins County Board of Health,
That Brew 22 Coffee & Espresso LLC, Owner, is ordered to:**

1. Pay a penalty of \$8,700 for these violations, due by **June 15, 2024**. (**Do Not** submit penalty payment until notified by the Tompkins County Environmental Health Division.); **and**
2. Contract with a NYSDOH Certified Water Operator to manage the ongoing operation of the Brew 22 Coffee & Espresso water system and provide the operator contact information to Tompkins County Environmental Health **by April 30, 2024; and**
3. Submit total coliform sample test results for each quarter of operation **by the 10th day of the following month; and**
4. Submit completed monthly operation reports of daily UV intensity readings **by the 10th day of the following month** for every month; **and**
5. Submit the 2024 annual nitrate sample result to Tompkins County Environmental Health by **April 30, 2024; and**
6. Beginning in 2025, submit the annual nitrate sample result by **January 10th of the following year; and**
7. Comply with all the requirements of Subpart 5-1 of the NYSSC.

STIPULATION AGREEMENT AND ORDERS # EH-ENF-24-0006

**Brew 22 Coffee & Espresso
Brew 22 Coffee & Espresso LLC/Riley Brewer, Owner/Operator
1384 Dryden Road, T-Dryden
Ithaca, NY 14850**

I, Riley Brewer, as a representative for Brew 22 Coffee & Espresso LLC, agree that Brew 22 Coffee & Espresso is in violation of:

Subpart 5-1.23 & 1.30 for failure to monitor and maintain a public water system as cited on October 19, 2022, April 18, 2023, and October 19, 2023; and January 22, 2024; and

Subpart 5-1.30 for failure to operate the UV system as designed; and

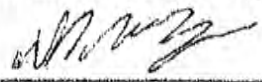
Subpart 5-1.71 for failure to exercise due care and diligence in the maintenance and supervision of a public water system; and

I agree to pay a penalty not to exceed \$8,700 for these violations following adoption of a resolution by the Board of Health. *(Do not submit penalty payment until notified by the Tompkins County Environmental Health Division.)*

I also agree to comply with the following Orders when signed by the Tompkins County Whole Health Commissioner:


1. Contract with a NYSDOH Certified Water Operator to manage the ongoing operation of the Brew 22 Coffee & Espresso water system and provide the operator contact information to Tompkins County Environmental Health by **April 30, 2024; and**
2. Submit total coliform sample test results for each quarter of operation by the **10th day of the following month; and**
3. Submit completed monthly operation reports of daily UV intensity readings by the **10th day of the following month for every month; and**
4. Submit the 2024 annual nitrate sample result to Tompkins County Environmental Health by **April 30, 2024; and**
5. Beginning in 2025, submit the annual nitrate sample result by **January 10th of the following year; and**
6. Comply with all the requirements of Subpart 5-1 of the NYSSC.

I understand this agreement is offered as an alternative to a formal administrative hearing and that I am subject to further action if I fail to comply with the orders.

Signed:  _____

Date: 4/10/24

Brew 22 Coffee & Espresso is hereby ordered to comply with these Orders of the Whole Health Commissioner.

Signed:  _____
Frank Kruppa
Whole Health Commissioner

Date: 4/11/24

Diversity Through Inclusion

Water System Field Compliance Inspection Summary Report

Operation: BREW 22 COFFEE & ESPRESSO PWS (ID: 1014118)
Facility Name: BREW 22 COFFEE & ESPRESSO
Facility Code: 54-AM38 Facility Email: riley@brewersithaca.com
Facility Address: 1384 Dryden Road, Dryden, NY 13053

To the Attention of:

Riley Brewer
BREW 22 COFFEE & EXPRESSO
1384 Dryden Rd
Ithaca, NY 14850
Email: brew22coffee@gmail.com

Sanitary Survey

Date: March 14, 2024 03:35 PM
Inspector: Thomas Palmer (tpalmer@tompkins-co.org)
Responsible Person: Emailed To Operator
Additional Email(s): sparr@tompkins-co.org; kmorgan@tompkins-co.org

Summary

Number of Critical Violations Found: 2
Number of Other Violations Found: 1
Number of Deficiencies Found: 0

Reinspection is Required

Each item found in violation is reported below along with the code requirement.

CRITICAL VIOLATIONS FOUND

5-1.23(B): NOTIFY STATE WHEN DELIVERY OF WATER IS INTERRUPTED FOR A PERIOD OF FOUR HOU

Corrected at time of inspection? No

Inspector Findings: Ultraviolet (UV) disinfection system controller was alarming at the time of the field visit. The alarms were for the flow sensor and UV bulb intensity sensor. After conversation with owner and reviewing the Owner's Manual, it was determined that the flow sensor was broken, causing the unit to not throttle power to the bulb based on flow.

The owner stated that a replacement part is on order and they are expecting it to arrive soon.

Advised operator that in the event that disinfection is interrupted or the UV unit is in disrepair for a period of time greater than 4 hours, Tompkins County Environmental Health must be notified within 24 hours.

5-1.30: CL AND UV EQUIPMENT IS OPERATING AS DESIGNED. UV IS WORKING, INDICATOR LIGHT IS "

Corrected at time of inspection? No

Inspector Findings: Ultraviolet (UV) disinfection system controller was alarming at the time of the field visit. The alarms were for the flow sensor and UV bulb intensity sensor. After conversation with owner and reviewing the Owner's Manual, it was determined that the flow sensor was broken, causing the unit to not throttle power to the bulb based on flow.

Owner stated that a replacement flow sensor was on order. Boil water order was issued following the inspection.

OTHER NON-CRITICAL VIOLATIONS FOUND

5-1.72 (C) : COMPLETE DAILY RECORDS OF OPERATION OF A WATER SYSTEM AND SUBMIT COPY TO

Level of deficiency: Significant

Inspector Findings: At the time of the sanitary survey, the most recent Monthly Operating Report (MOR) that was submitted to Tompkins County Environmental Health was for July 2023, and the most recent Bacteriological sample result was submitted for Q2 2023.

Owner is advised that MOR's and sample results must be submitted to TCEH by the 10th of the month following the monitoring period. Spoke with owner at the time of the inspection via phone call. Owner stated they had conducted the sampling and believed they submitted results to TCEH. Inspector to meet with owner the following day to complete the sanitary survey and the owner stated they would bring sample results.

NO DEFICIENCIES REPORTED

Water System Information

Source Type: Ground,

Type of Disinfection: UV Light

Disinfection Waiver Issued? No

4-Log Treatment Installed? No

Coliform Surveillance Sample Collected? Yes

1) **Time:** 2:05 PM **Location:** Three-Bay CWT

UV Intensity Reading(s):

1) **UV Intensity:** Green (See Violation)

Water System Notes:

Comments: Part 1: Two critical items observed (5-1.23(b) & 5-1.30)
Part 2: One blue item observed. (5-1.72(c))
Part 3: No recommendations made.

Boil Water Order issued following inspection (see above violation).

Unable to complete full inspection as owner needed to be present to allow TCEH to observed the well located in the crawl space of the neighboring home. Owner will meet with TCEH the following day to finish sanitary survey.

Reinspection required.

CASE SUMMARY – FOR RESOLUTION # ENF-24-0006

**Brew 22 Coffee & Espresso
Brew 22 Coffee & Espresso LLC/Riley Brewer, Owner/Operator
1384 Dryden Road, T-Dryden
Ithaca, NY 14850**

Compiled on April 12, 2024

| Date | Action |
|-------------|---|
| 5/08/2020 | After issuing a Stipulation Agreement, TCEH received nitrate sample collected by Brew 22 on 5/4/2020. |
| 5/26/2020 | Resolution EH-ENF-20-0009 was adopted by the BOH requiring submission of quarterly total coliform results, monthly operating reports and annual nitrate sample as required by Subpart 5-1. Action was taken for missing nitrate and quarterly total coliform sample results. \$400 penalty was assessed. |
| 2/17/2021 | TCEH received TC sample collected by Brew 22 on 2/10/2021. |
| 9/8/2021 | Resolution EH-ENF-21-0010 was adopted by the BOH requiring submission of quarterly total coliform (TC) results, monthly operating reports and annual nitrate sample as required by Subpart 5-1. Action was taken for missing nitrate and quarterly total coliform sample results. \$600 penalty was assessed. |
| 11/9/2021 | TCEH received TC sample collected by Brew 22 on 10/20/2021. |
| 12/6/2021 | TCEH collected surveillance TC sample. |
| 1/28/2022 | 2022 sample schedule sent via mail to Brew 22 by TCEH. |
| 4/11/2022 | TCEH received TC sample collected by Brew 22 on 4/6/2022. |
| 5/4/2022 | TCEH collected surveillance TC sample. |
| 6/16/2022 | TCEH received TC sample collected by Brew 22 on 6/15/2022. |
| 10/19/2022 | Notice of Violation sent by TCEH for missing 3 rd Quarter TC sample. |
| 2022 | All MORs received by TCEH except for September. |
| 1/24/2023 | 2023 Sample schedule sent via mail to Brew 22 by TCEH. |
| 4/18/2023 | Notice of Violation sent by TCEH for missing 1 st Quarter TC sample. |
| 5/9/2023 | TCEH received TC sample collected by Brew 22 on 4/25/2023. |
| 10/19/2023 | Notice of Violation sent by TCEH for missing 3 rd Quarter TC sample. |
| 11/8/2023 | Sanitary Survey conducted by TCEH and report cited significant deficiency for monitoring and reporting. |
| 2023 | TCEH received MORs for months January – April, June, and July. All other months not received. |
| 1/22/2024 | Notice of Violation sent by TCEH for missing 4 th Quarter TC sample and annual nitrate sample. |
| 1/30/2024 | 2024 Sample schedule sent via mail to Brew 22 by TCEH. |
| 3/14/2024 | Sanitary survey conducted by TCEH. The UV system alarm was going off at time of inspection. Boil Water Order issued by TCEH. |
| 3/15/2024 | Follow-up visit by TCEH. UV system appeared to be functioning as designed. Staff received a hard copy of a TC sample from owner reportedly collected by Brew 22 on 11/20/2023. Sample deemed to be falsified by laboratory (Sample was never received by the lab). |
| 3/18/2024 | TCEH received letter from the laboratory where the sample from 11/20/23 was reportedly analyzed stating that the certified water test report was falsified. |

| | |
|------------|---|
| 03/25/2024 | TCEH received TC sample reportedly collected by Brew 22 on 3/20/2024 @ 9:02 am for BWO release. Sample deemed to be falsified by laboratory (Sample was never received by the lab). |
| 3/25/2024 | TCEH received TC sample reportedly collected by Brew 22 on 3/20/2024 @ 1:20 pm for BWO release. Sample deemed to be falsified by laboratory (Samples were never received by the lab). TCEH notified Riley Brewer that last 3 water reports were determined to be falsified. Owner sent email indicating that an employee was altering old reports and keeping the money for the analysis. Email stated employee was terminated. |
| 3/26/24 | Riley Brewer sent additional email providing additional information regarding the firing of the employee and stating that additional samples were being collected. |
| 3/28/2024 | TCEH received TC sample collected by Brew 22 on 3/26/2024. |
| 3/30/2024 | TCEH received TC sample collected by Brew 22 on 3/27/2024. |
| 2024 | TCEH received no MORs for January and February. |
| 4/2/2024 | Follow-up inspection by TCEH and BWO released |
| 4/3/2024 | TCEH sent stipulation agreement to Brew 22 and scheduled office conference for April 10, 2024. |
| 4/10/2024 | TCEH received signed stipulation agreement from Brew 22. |



Frank Kruppa
Public Health Director
55 Brown Road
Ithaca, NY 14850-1247

ENVIRONMENTAL HEALTH DIVISION
www.tompkinscountyny.gov/health/eh

Ph: (607) 274-6688
Fx: (607) 274-6695

RESOLUTION EH-ENF-21-0010 FOR

**Brew 22 Coffee and Espresso
Riley Brewer, Owner/Operator
1384 Dryden Road, T-Dryden
Ithaca, NY 14850**

Whereas, operators of public water systems are required to comply with Subpart 5-1 of the New York State Sanitary Code (NYSSC); **and**

Whereas, Brew 22 Coffee and Espresso (Brew 22) is a public water system and is regulated as food service establishment Subpart 14-1 of the New York State Sanitary Code; **and**

Whereas, Subpart 5-1.51(b) of the NYSSC requires Brew 22 to submit quarterly total coliform sampling results and an annual nitrate sample result to the Tompkins County Health Department (TCHD); **and**

Whereas, on May 26, 2020, Tompkins County Board of Health Resolution #ENF-20-0009 ordered Riley Brewer to submit total coliform sample results for each quarter of operation by the 10th day of the following month; **and**

Whereas, the TCHD did not receive total coliform sample results for the 3rd and 4th quarters of 2020, and has not receive the 2nd quarter total coliform sample result for 2021; **and**

Whereas, Brew 22 has not paid the annual water system operating fee of \$105, and the associated late fee of \$50 for not submitting the water fee by the deadline of March 31, 2021; **and**

Whereas, Brew 22 has violated these provisions off the New York State Sanitary Code and the provisions of Board of Health Resolution #EH-ENF-20-0009; **now therefore be it**

**Resolved, on recommendation of the Tompkins County Board of Health,
That Riley Brewer, Owner/Operator, is ordered to:**

1. Pay a penalty of \$600 for these violations, **due by November 15, 2021; and**
2. Pay the annual water system operating fee and late fee in the amount of \$155 due by November 15, 2021 (*Received by TCHD on 9/3/21*); **and**
3. Submit total coliform sample results for each quarter of operation **by the 10th day of the following month; and**
4. Submit completed monthly operation reports for the UV treatment system **by the 10th day of the following month** for every month; **and**
5. Beginning in 2021, submit the annual nitrate sample result by **January 10th of the following year; and**
6. Comply with all the requirements of Subpart 5-1 of the NYSSC.

This action was adopted by the Tompkins County Board of Health at its regular meeting on September 28, 2021.

Frank Kruppa
Frank Kruppa
Public Health Director

10/4/21
Date



Partnering with Communities to Protect Water

NYSDOH ELAP #11790

www.CommunityScience.org

EPA Lab Code NY01518

Tompkins County Health Department
Environmental Health Division
55 Brown Rd.
Ithaca, NY 14850

3/18/2024

Attn: Tom Palmer

Re: Falsified certified water test report

Dear Tom,

We have reviewed the report included on page 3 and have identified the items below that lead us to conclude that the report submitted by Riley Brewer with a sampling date of 11/20/23 is a forgery. A certified water test was issued to Mr. Brewer on 10/21/21, Sample ID# I-3960, (included on page 4) and was altered to create the forgery dated 11/20/23. Furthermore, we did not receive a sample from Mr. Brewer on 11/20/23. Our records indicate that in 2023, we received one sample for Tc/E. coli for 1384 Dryden Rd., Ithaca, NY, and the report was issued on 4/26/23 for sample ID# I-4753. We can provide supporting documentation if requested.


1. Date was changed to 11/20/2023, time was not changed.
2. Date was changed to 11/20/2023, time was not changed.
3. The amount paid reflects the 2021 credit card prices for a 3-day rush report. Prices increased in 2023 to \$58.71.
4. Sample Lab ID: I-4598 is a unique identifier that does not match item #5 and was assigned to a sample received on 12/20/2022 for 36 German Cross Rd. The client was not Riley Brewer.
5. Report ID: Gen Pub – 13382, I-3960 is a unique internal identifier and was assigned to the sample submitted by Mr. Brewer on 10/21/21.
6. Test Method for E. coli, 40CFR141.2(f)6v-MI Agar/SM 9222 was changed in April 2023 to 40 CFR141.21(f)6v-MI Agar/SM 18-20 92.
7. The Tc/E coli test time of 3:40 is incorrect. Lab documentation shows the test time 3:20 PM.
8. Footnote designation is missing. Incorrect report format.
9. Incorrect report format.
10. Stephen Penningroth retired in 2022. His signature was replaced by the succeeding Technical Director, Noah Mark.
11. Reports cannot be issued on the same day a sample is submitted. Bacteria testing requires 24 hours to complete.
12. The address in the footer was updated in 2022 when Dr. Penningroth retired.

Phone/Fax 607-257-6606
info@communityscience.org

283 Langmuir Lab Box 1044
95 Brown Rd. Ithaca, NY 14850

Please feel free to reach out with any questions or for clarification.

Kind regards,



Noah Mark, Technical Director



Community Science Institute, Inc.

NYSDOH ELAP #11790 www.communityscience.org EPA Lab Code NY01518

Test Report

| | | |
|--|--|--|
| Client: Riley Brewer 1384 Dryden Rd. Ithaca, NY 14850 | Received 11/15/2023 Tompkins County Environmental Health | Sample matrix: Drinking Water Date & time sampled: 11/20/2023, 9:02 AM Sampled by: Riley Brewer Sampling location: 1384 Dryden Rd. Ithaca, NY. Kitchen. Date and time received: 11/20/2023, 9:20 AM |
| Receipt: \$56.65 | Client Code: Gen Pub | Sample Lab ID: I-4598 |

Project Code: Lab Report ID: Gen Pub-13382, I-3960

Test Methods: <TC/E.coli>40 CFR141.21(f)6v-MI Agar/SM 22 9222 A,B

| Test For | Allowed Level* | Reporting Limit | Result† | Units | Test Date, Time | Additional Information |
|----------------|----------------|-----------------|---------|----------------|---------------------|------------------------|
| Total Coliform | Absent | Absent | Absent | Present/Absent | 11/20/2023, 3:40 PM | |
| E.coli | Absent | Absent | Absent | Present/Absent | 11/20/2023, 3:40 PM | |

*Upper limit allowed for public water supplies regulated by NYS Dept. of Health.

Reporting limit is set by the standard method and/or by historical data of laboratory performance.

† Results that exceed the Allowed Level are listed in bold.

Result applies only to sample listed above and not to any other samples.

Sample was received on ice: Yes.

Additional Information: None.

Report prepared by: Stephen Penningroth
Stephen Penningroth, Executive Director

Date: 11/20/2023

The Community Science Institute, Inc., warrants that analytical results are accurate and representative of samples received for analysis. Clients frequently collect samples and submit them for analysis. When that is the case, client acknowledges that sample representativeness depends on his or her adhering to sampling instructions provided by CSI. If a test result is shown to be inaccurate, CSI agrees to repeat the test free of charge but accepts no further liability. CSI treats this Test Report as confidential. Client may reproduce Test Report in its entirety. Partial duplication is not allowed except with written approval from CSI.

283 Langmuir Lab/Box 1044 95 Brown Road Ithaca NY 14850 Voice/Fax (607) 257-6606
2080 Cayuga View Road Trumansburg NY 14886 Voice/Fax 607 387 3820
info@communityscience.org



Community Science Institute, Inc.

NYSDOH ELAP #11790 www.communityscience.org EPA Lab Code NY01518

Test Report

| | |
|--|---|
| <u>Client:</u> Riley Brewer 1384 Dryden Rd. Ithaca, NY 14850 <u>Receipt:</u> \$56.65 | <u>Sample matrix:</u> Drinking Water <u>Date & time sampled:</u> 10/20/2021, 9:02 AM <u>Sampled by:</u> Riley Brewer <u>Sampling location:</u> 1384 Dryden Rd. Ithaca, NY. Kitchen. <u>Date and time received:</u> 10/20/2021, 9:20 AM |
|--|---|

Client Code: Gen Pub

Sample Lab ID: I-3960

Project Code: Lab

Report ID: Gen Pub-13382, I-3960

Test Methods: <TC/E.coli>40 CFR141.21(f)6v-MI Agar/SM 22 9222 A,B

| Test For | Allowed Level* | Reporting Limit‡ | Result ¹ | Units | Test Date, Time | Additional Information |
|----------------|----------------|------------------|---------------------|----------------|---------------------|------------------------|
| Total Coliform | Absent | Absent | Absent | Present/Absent | 10/20/2021, 3:35 PM | |
| E.coli | Absent | Absent | Absent | Present/Absent | 10/20/2021, 3:35 PM | |

*Upper limit allowed for public water supplies regulated by NYS Dept. of Health.

‡Reporting limit is set by the standard method and/or by historical data of laboratory performance.

¹ Results that exceed the Allowed Level are listed in bold.

Result applies only to sample listed above and not to any other samples.

Sample was received on ice: Yes.

Additional Information: None.

Report prepared by: Stephen I. Penningroth
Stephen Penningroth, Executive Director

Date: 10/25/2021

The Community Science Institute, Inc., warrants that analytical results are accurate and representative of samples received for analysis. Clients frequently collect samples and submit them for analysis. When that is the case, client acknowledges that sample representativeness depends on his or her adhering to sampling instructions provided by CSI. If a test result is shown to be inaccurate, CSI agrees to repeat the test free of charge but accepts no further liability. CSI treats this Test Report as confidential. Client may reproduce Test Report in its entirety. Partial duplication is not allowed except with written approval from CSI.

283 Langmuir Lab/Box 1044 95 Brown Road Ithaca NY 14850 Voice/Fax (607) 257-6606
2080 Cayuga View Road Trumansburg NY 14886 Voice/Fax 607 387 3820
info@communityscience.org

To whom it may concern,

On Monday March 25th I received a call from the Tompkins County Health Department after submitting two water sampling reports that were provided to me after having an employee drop these tests off for sampling.

I then received a call from Skip Parr, notifying me that these reports were altered, and not accurate for the samples I had instructed to be delivered.

As I was visiting my sister in Charleston, I arrived back in town the afternoon of March 25th and asked about these reports.

Back in November, we had a new employee start who had made us aware of some health issues he faced, but we had brought him on anyway as we felt he would be a good fit, and he needed employment. During these first few weeks, an offer was made that he could drop a November water sample off for us as he was working a very limited schedule due to his health and could use the extra funds to do the running around and emailing me the reports for submittal.

His health continued to decline, and as he was only working around 5-8 hours per week, I figured allowing him to deliver the samples to remove our boil water notice would get some extra money in his pocket and help me out as I was getting ready to head out of town and visit my sister.

As it turns out, an old report dated from 2022 was altered three total times, and these water samples did not get to the lab at all. The roughly \$72 per test was pocketed, and I am assuming we honestly would not have caught on unless an individual at the health department realized the issues. These forms were readily available in our email, as I have always saved any water testing report in a single folder for easy access.

While this employee was terminated, and access to our email account (Brew22coffee@gmail.com) removed, I do however take full responsibility for this incident, with something of importance such as water samples, this absolutely should have been a process I performed myself to ensure chain of custody, but at the same time, I did not think altering a form was a possibility.

CERTIFIED, REGULAR, & ELECTRONIC MAIL

May 16, 2024

Cook Properties, NY
Attention: Olivia Ditko
90 Airport Drive, Suite 400
Rochester, NY 14624

**Re: Tompkins County Board of Health Draft Resolution # EH-ENF-24-0003
Hanshaw Village MHP – Repetitive Water Violations and Boil Water Orders**

Dear Olivia Ditko:

Thank you for signing the Stipulation Agreement on April 25, 2024, for Hanshaw Village MHP. Enclosed is a copy of the Draft Resolution that the Tompkins County Board of Health will consider at its meeting on **Tuesday, May 28, 2024**.

You or a representative has the right to speak to the Board for a few minutes prior to them taking action. If you wish to speak to the Board in person or via zoom, please contact Skip Parr or Adriel Shea at (607) 274-6688 at least one day before the meeting. If you plan to attend, please arrive by 12:00 p.m. (noon).

Sincerely,



C. Elizabeth Cameron, P.E.
Director of Environmental Health

Enclosures: Draft Resolution, Stipulation Agreement and Orders, Approved Plans (Exhibit A), and Case Summary

pc: F:\EH\MOBILE HOME PARKS (MHP)\Facilities (MHP-4)\Hanshaw\Enforcement\2024\EH-ENF-24-0003\Draft Res 24-0003.docx
ec: Tompkins County Board of Health (via: SharePoint); CEO T-Dryden; Supervisor T-Dryden; Greg Mezey, TC Legislature; TCWH: Elizabeth Cameron, P.E., Director of Environmental Health; Frank Kruppa, Whole Health Commissioner; Brenda Crosby, Deputy Public Health Director; Scott Freyburger, Public Health Engineer; John Strepelis, P.E., NYSDOH; Garrett Cappon, NYSDOH; Skip Parr; Adriel Shea; Tom Palmer; Adam Ace; Brenda Coyle
scan: Signed copy to Accela

DRAFT RESOLUTION # ENF-24-0003

**Hanshaw Village Mobile Home Park
CNY MHPS, LLC, Owner and
Cook Properties, NY, Operator
1871 Hanshaw Road, T-Dryden
Dryden, NY 13068**

Whereas, operators of public water systems are required to comply with Subpart 5-1 of the New York State Sanitary Code (NYSSC); **and**

Whereas, Hanshaw Village Mobile Home Park is a public water system and is regulated as a mobile home park under Part 17 of the NYSSC; **and**

Whereas, Part 17.6.a.1 of the NYSSC requires CNY MHPS, LLC and Cook Properties, NY the owner and operator to provide drinking water in adequate quantity and quality as applicable to the requirements of Part 5 of NYSSC; **and**

Whereas, Subpart 5-1.22(a) of the NYSSC requires Hanshaw Village Mobile Home Park to obtain health department approval prior to the modification of a water system; **and**

Whereas, Subpart 5-1.71(b) of the NYSSC requires Hanshaw Village Mobile Home Park to exercise due care and diligence in the operation and maintenance of a water treatment plant and distribution system; **and**

Whereas, on November 9, 2023, Tompkins County Environmental Health (TCEH) inspected Hanshaw Village Mobile Home Park, and observed that modifications were made to the approved treatment system at the park's finished water storage tank; **and**

Whereas, on November 22, 2023, TCEH issued a Boil Water Order (BWO) and Public Health Director's Orders #EH-NOV-23-0008 requiring Hanshaw Village Mobile Home Park to provide bottled water to each home as a result of the tenants being without water for an extended period. This BWO was released on December 11, 2023; **and**

Whereas, on December 18, 2023, a BWO was issued to Hanshaw Village Mobile Home Park after TCEH observed that the UV and filtration system was taken out of service without approval from TCEH. This BWO was released on December 26, 2023; **and**

Whereas, CNY MHPS, LLC, and Cook Properties, signed a Stipulation Agreement with Whole Health Commissioners Orders on April 25, 2024, agreeing that Hanshaw Village Mobile Home Park violated these provisions of the New York State Sanitary Code; **now therefore be it**

**Resolved, on recommendation of the Tompkins County Board of Health,
That CNY MHPS, LLC, and Cook Properties, NY, Owner/Operator, are ordered to:**

1. Pay a penalty of \$1,500 for these violations, due by **July 15, 2024**. (**Do Not** submit penalty payment until notified by the Tompkins County Environmental Health Division.); **and**

2. Maintain all equipment listed in the Approval of Completed Works document dated 8/17/2021, and the approved plans from 1/5/2021, attached hereto as Exhibit A, operational at all times, unless prior approval is granted by TCEH and/or a Force Majeure Event causes the operational failure. As used herein a Force Majeure Event shall include acts of God, work stoppages due to labor disputes or strikes, fires, explosions, epidemics, riots, war rebellion, sabotage or any other fact or circumstance beyond the reasonable control of CNY; **and**
3. Develop and submit to TCEH by **May 10, 2024**, an Emergency Response Plan (ERP) that includes procedures for providing potable water to residents of the park during outages exceeding 24 hours and for restoring the operation of equipment referenced in Exhibit A without unreasonable delay (*ERP received by TCEH on 5/9/24*); **and**
4. Notify TCEH by phone at 607-274-6688 within 24 hours if the UV light warning alarm referenced in Exhibit A is triggered, or if the UV disinfection unit or any other component of the water system is otherwise not operating as designed; **and**
5. Maintain at least one spare UV light and additional cartridge filters at all times; **and**
6. Notify TCEH by phone at 607-274- 6688 immediately, if disinfected water is unavailable to the residents of Hanshaw Village MHP for at least four hours; **and**
7. Develop Standard Operating Procedures (SOPs) for equipment in the lower creek pump house, as outlined in Exhibit A, and submit to TCEH **by May 10, 2024**. The SOPs may incorporate materials developed by the manufacturer of the equipment at the lower creek pump house. These SOPs must be stored and accessible at the lower creek pump house at all times (*SOPs received by TCEH on 5/9/24*); **and**
8. Exercise both wells in the lower creek pump house, as outlined in Exhibit A, on a monthly basis and detail the treated water volume of each such well on the monthly operation report beginning with the April 2024 report; **and**
9. Submit a draft feasibility study, **by August 9, 2024**, prepared by licensed design professional(s) outlining the following:
 - a. Explore alternate drinking water sources. Review to include feasibility of a new drilled well onsite as well as the feasibility of connecting to a municipal water source;
 - b. Explore upgrades and improvements to -the current water treatment system and its components;
 - c. Or other viable options in accordance with Part 5 of the NYSSC; **and**
10. Submit a final feasibility study, by **January 31, 2025**, prepared by licensed design professional(s); **and**
11. Comply with all the requirements of Subpart 5-1 and Part 17 of the New York State Code for Public Water Supplies and Mobile Home Parks.

STIPULATION AGREEMENT AND ORDERS # ENF-24-0003

**Hanshaw Village Mobile Home Park
CNY MHPS, LLC, Owner and
Cook Properties, NY, Operator
1871 Hanshaw Road, T-Dryden
Dryden, NY 13068**

Property owner, CNY MHPS, LLC (CNY), and operator, Cook Properties, NY agree that on the dates of November 9 through November 26, 2023, and December 18, 2023, Hanshaw Village Mobile Home Park was in violation of PHDO #EH-NOV-23-0008, Part 17 of New York State Sanitary Code (NYSSC), and Part 5 of the NYSSC for failing to supply bottled water and not providing drinking water that was adequate in quantity and of a quality to the residents of Hanshaw Village MHP.

CNY and Cook Properties NY agree to pay a penalty not to exceed \$1,500 for these violations following adoption of a resolution by the Board of Health. (**Do not** submit penalty payment until notified by the Tompkins County Environmental Health Division (TCEH).)


CNY and Cook Properties NY intend to apply for a new permit making CNY, the owner and intended operator, of the Hanshaw Village Mobile Home Park.

The owner and operator agree to comply with the following Orders when signed by the Tompkins County Whole Health Commissioner:

1. Maintain all equipment listed in the Approval of Completed Works document dated 8/17/2021, and the approved plans from 1/5/2021, attached hereto as Exhibit A, operational at all times, unless prior approval is granted by TCEH and/or a Force Majeure Event causes the operational failure. As used herein a Force Majeure Event shall include acts of God, work stoppages due to labor disputes or strikes, fires, explosions, epidemics, riots, war rebellion, sabotage or any other fact or circumstance beyond the reasonable control of CNY; **and**
2. Develop and submit to TCEH by **May 10, 2024**, an Emergency Response Plan (ERP) that includes procedures for providing potable water to residents of the park during outages exceeding 24 hours and for restoring the operation of equipment referenced in Exhibit A without unreasonable delay; **and**
3. Notify TCEH by phone at 607-274-6688 within 24 hours if the UV light warning alarm referenced in Exhibit A is triggered, or if the UV disinfection unit or any other component of the water system is otherwise not operating as designed; **and**
4. Maintain at least one spare UV light and additional cartridge filters at all times; **and**
5. Notify TCEH by phone at 607-274- 6688 immediately, if disinfected water is unavailable to the residents of Hanshaw Village MHP for at least four hours; **and**
6. Develop Standard Operating Procedures (SOPs) for equipment in the lower creek pump house, as outlined in Exhibit A, and submit to TCEH **by May 10, 2024**. The SOPs may incorporate materials developed by the manufacturer of the equipment at the lower creek pump house. These SOPs must be stored and accessible at the lower creek pump house at all times; **and**
7. Exercise both wells in the lower creek pump house, as outlined in Exhibit A, on a monthly basis and detail the treated water volume of each such well on the monthly operation report beginning with the April 2024 report; **and**

8. Submit a draft feasibility study, **by August 9, 2024**, prepared by licensed design professional(s) outlining the following:
 - a. Explore alternate drinking water sources. Review to include feasibility of a new drilled well onsite as well as the feasibility of connecting to a municipal water source;
 - b. Explore upgrades and improvements to -the current water treatment system and its components;
 - c. Or other viable options in accordance with Part 5 of the NYSSC; **and**
9. Submit a final feasibility study, **by January 31, 2024**, prepared by licensed design professional(s); and
10. Comply with all the requirements of Subpart 5-1 and Part 17 of the New York State Code for Public Water Supplies and Mobile Home Parks.

CNY and Cook Properties NY understand this Stipulation Agreement is offered as an alternative to a formal administrative hearing and that it is subject to further action if they fail to comply with the Orders.

Signed:  _____ Date: 4/25/24

Signed: _____ Date: 4/25/24
Cook Properties NY

CNY MHPS, LLC, and Cook Properties, NY are hereby ordered to comply with these Orders of the Whole Health Commissioner.


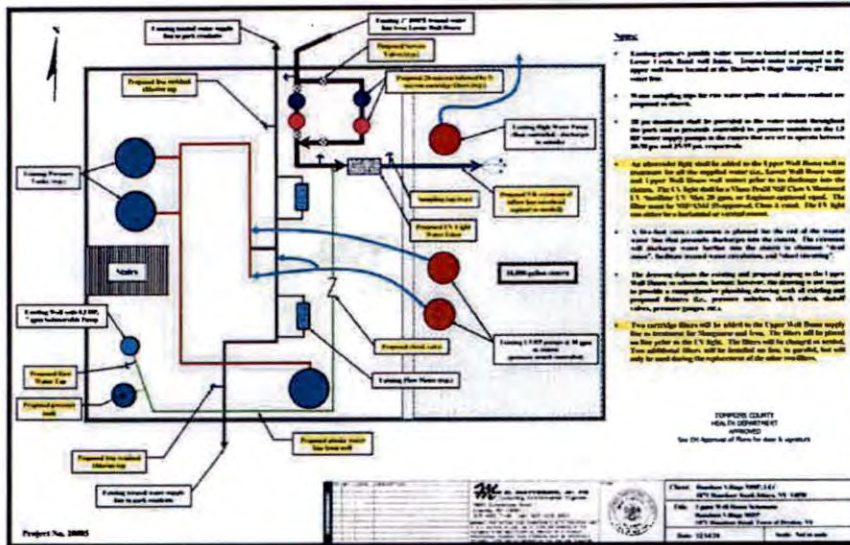
Signed:  _____ Date: 4/25/24
for Frank Kruppa
Whole Health Commissioner

EXHIBIT A



**Approval of Completed Works
Public Water Supply Improvement**

This approval is issued under the provisions of 10 NYCRR, Part 5:

| | |
|---|--------------------|
| Applicant Name: Wayne C. Matteson, Jr., P.E. | |
| Location of Works: Upper Well House Improvements | |
| County: Tompkins | Water District: NA |
| Plans for the construction of this project were approved on: 1/5/2021 | |
| Project Description: Upper Well House improvements: Iron and Manganese filters, UV disinfection. | |
| This approval for completed works is issued subject to the following conditions: | |
| <ul style="list-style-type: none"> That the project shall be maintained and operated in conformity with the plans and specifications approved. | |

8/17/2021
Date

ISSUED FOR THE STATE COMMISSIONER OF HEALTH
[Signature]
P.E.
Designated Representative

NEW YORK STATE DEPARTMENT OF HEALTH
Bureau of Water Supply Protection
Flanigan Square, 547 River Street
Troy, New York 12180-2216

Scott D. Freyburger, Public Health Engineer
Division of Environmental Health
55 Brown Road
Ithaca, New York 14850

CASE SUMMARY – FOR RESOLUTION # ENF-24-0003

**Hanshaw Village Mobile Home Park
CNY MHPS, LLC, Owner and
Cook Properties, NY, Operator
1871 Hanshaw Road, T-Dryden
Dryden, NY 13068**

Compiled on May 2024

| Date | Action |
|------------|---|
| 4/25/2024 | TCEH received signed stipulation agreement from Hanshaw Village. |
| 2/22/2024 | TCEH sent initial stipulation agreement to Cook Properties to address repetitive water violations and boil water orders. |
| 1/17/2024 | TCEH performed a site visit as follow-up to a complaint regarding a resident being without water for three days. TCEH confirmed that there was water, but several homes had lost water due to frozen pipes. Distribution line pressure was observed at 34 psi. |
| 12/26/2023 | Boil Water Order (BWO) released by TCEH after UV system put back into service and satisfactory samples were collected. |
| 12/18/2023 | Boil Water Order issued by TCEH after discovering that UV disinfection and filtration system was taken out of service by Hanshaw Village. |
| 12/14/2023 | Inspection by TCEH. Staff confirmed that UV and filtration system was functioning properly. |
| 12/11/2023 | Boil Water Order (BWO) released by TCEH after water was restored and satisfactory samples were collected. |
| 11/22/2023 | TCEH issued a BWO after discovering that residents of the park had been without water for an extended period of time. TCEH also issued Public Health Director Orders requiring provisions to provide bottled water to each home as well as making additional potable water accessible and/or provided to tenants upon their request. |
| 11/9/2023 | Water system inspection performed by TCEH. Violations cited included: treated water line was bypassing approved filtration and UV disinfection system at storage tank, operator failed to use due care and diligence in modifying the water system without TCEH approval, and the storage tank at Lower Creek Road was not water-tight. |
| 11/1/2023 | Permit to Operate Mobile Home Park issued to Cook Properties, NY. |
| 1/11/2022 | Water system inspection performed by TCEH. Violations cited included: Emergency contact information was not posted at the well house on Lower Creek Road, operation of pumps was resulting in pump heads having to be replaced every few months, and no back up UV light was available. |
| 11/1/2022 | Permit to Operate Mobile Home Park issued to Cook Properties, NY. |
| 12/17/2021 | Boil Water Order (BWO) released by TCEH after treatment system was repaired and satisfactory samples were collected. |
| 11/8/2021 | Water system inspection performed by TCEH. Violations cited included flood waters entering the well house clogging filtrations systems (replacement filters and UV bulbs were not available), need for source water protection for flooding events, lack sampling tap for source water at the Lower Creek Road well house. |

| | |
|------------|---|
| 11/1/2021 | Permit to Operate Mobile Home Park issued to CNY MHPS LLC, affiliated with Cook Properties. |
| 10/28/2021 | Boil Water Order issued by TCEH due to high turbidity |
| 10/25/2021 | TCEH became aware of a change in ownership upon receipt of a permit application. |

Date: May 16, 2024
Memo to: Members of the Tompkins County Board of Health
From: Elizabeth Cameron, Director of Environmental Health *Elizabeth Cameron*

Subject: Refund Policy; Removal of refund fee

In 2011, Environmental Health (EH) developed a refund policy approved by the Board of Health. The policy included a \$25 refund processing fee to cover administrative costs.

On average, the Division processes 15-20 refunds annually. However, EH generally only recovers \$100 in total revenue from the refund processing fee. Many refunds are due applicants applying for a permit that is not required, where we don't charge the \$25 for each refund.

Considering the additional administrative burden in tracking and applying the refund processing fee and the minimal financial benefit gained, EH is proposing to eliminate the \$25 refund processing fee effective January 1, 2025, and request the Board's approval of the attached revised refund policy.

Diversity Through Inclusion

Environmental Health Division
Policy for Refunds of Permit, Application and Plan Review Fees
Draft for BOH Review May 2024

Background:

The Tompkins County Environmental Health Division receives fees from the public for water system operations, onsite wastewater system applications, realty subdivision developments, permits to operate, plan reviews, and other services. This policy addresses those instances when the Division receives a request for a refund of these fees.

Policy:

1. ~~There will be a \$25 processing fee for any refund issued by the Division.~~ Refunds may take 2 - 4 weeks to process.
2. For operating and facility permit fees, refunds will be issued to the applicant upon request if the request is received within 6 months of the issue date of the permit and if the facility has not operated and if the permit has not expired.
3. For other application and plan review fees, refunds will be issued upon request if the request is received within 6 months of the submittal date of the application or plan and if the Division technical staff has not conducted a field visit or spent more than 1 hour reviewing the submittal.
4. Requests for fee refunds received within 6 months from the date of permit issuance or application or plan submittal may be issued for extenuating circumstances (e.g., in case of death or serious emergencies) with the approval of the Environmental Health Director.
5. Applicants that are denied a refund may submit a written statement or speak during privilege of the floor at a regularly scheduled Board of Health meeting to ask the Board to consider their request.

Approved by the Tompkins County Board of Health at its regular meeting on May 28, 2024.

Frank Kruppa
Whole Health Commissioner

Diversity Through Inclusion

Date: May 9, 2024
Memo to: Members of the Tompkins County Board of Health
From: Elizabeth Cameron, Director of Environmental Health



Subject: Recommended Environmental Health Division Fees for 2025

The information in this packet addresses our proposed facility operating and plan review fees and other revenue projections for 2025.

We saw little change in our proposed cost to revenue recovery in most programs and are therefore only proposing the following changes to our fees:

- **Onsite Wastewater Treatment System (OWTS) Fees:**
 - **OWTS Replacement Permit w/ Plans Fee:** We are proposing to add the discount for replacement systems, with no site evaluation, that was removed in 2024. Until prior to 2024, we are now seeing an increased number of applications received by outside engineers that fall into this category.
 - **OWTS Plan Review Fee:** We are proposing a 10% increase in the OWTS plan review fee design rates for 1,000-1,999 and 2,000+ gallons per day. We are seeing a slight decrease in our cost recovery due to the review time involved for these larger systems.
 - **OWTS Application Renewal Fee:** We currently have the discretion to waive the permit renewal fee/transfer and are adding the same discretion to the application renewal/transfer fee.
- **Refund Request Fee:** We are proposing to eliminate the \$25 refund processing fee in accordance with the proposed revised policy.

The financial information used to prepare the attached tables is based on 2023 information. Based on the proposed fees, the sources of estimated revenue for 2025 are:

Estimated Revenue (* Does not include revenue from Grants and State Aid):

| | |
|---|------------------|
| Operating/permit fees | \$ 361,038 |
| Plan review/other fees | \$ 22,475 |
| <u>Fines/penalties/late fees/other</u> | <u>\$ 28,375</u> |
| Subtotal*: \$403,159 | |
| <u>Less credit card processing cost</u> | <u>\$ 3,755</u> |

Total Estimated EH Revenue*: \$ 416,608

The following information is attached for your review:

- Table 1. Proposed Environmental Health Fee Schedule 2025
- Table 2. Proposed Operating and Permit Fees Detail Sheet 2025
- Table 3. Proposed Plan Review Fees Detail Sheet 2025
- Table 4. Estimated Revenue from Other Fees 2025

Diversity Through Inclusion



Table 1 - Proposed Environmental Health Fee Schedule 2025

| 2025 OPERATING PERMIT, PLAN REVIEW & OTHER FEES | |
|---|-----------------------------------|
| Agricultural Fairground Operating Permit | \$400 <input type="checkbox"/> |
| Campground Operating Permit \$150 plus \$2.75 per unit/site | <input type="checkbox"/> |
| Campground Plan Review | \$200 <input type="checkbox"/> |
| Children's Camp Operating Permit | \$200 <input type="checkbox"/> |
| ⁶⁾ Mass Gathering Operating Permit | \$4,100 <input type="checkbox"/> |
| Mass Gathering Plan Review | |
| New Event; 1st 2 Submissions | \$15,000 <input type="checkbox"/> |
| Existing Event; 1st 2 Submissions | \$7,500 <input type="checkbox"/> |
| Additional Submissions; New/Existing | \$3,750 <input type="checkbox"/> |
| Migrant Farmworker Housing Operating Permit | No Fee <input type="checkbox"/> |
| Mobile Home Park Operating Permit \$150 plus \$3.50 per unit/lot | <input type="checkbox"/> |
| Mobile Home Park Plan Review \$460 plus \$30 per unit/lot | <input type="checkbox"/> |
| Recreational Aquatic Facility Operating Permit | |
| Swimming Pool/Bathing Beach | \$335 <input type="checkbox"/> |
| Slide & Wave Pool/Spray Park/Other Aquatic Facility | \$360 <input type="checkbox"/> |
| Recreational Aquatic Facility Plan Review | |
| Swimming Pool/Bathing Beach/Other Aquatic Facility ≤ 5,000 sqft | \$360 <input type="checkbox"/> |
| Slide & Wave Pool/Spray Park/Other Aquatic Facility > 5,000 sqft | \$770 <input type="checkbox"/> |
| Temporary Residence Operating Permit \$175 plus \$3.50 per unit/site | <input type="checkbox"/> |
| Food Service Establishment Operating Permit | |
| High Risk | \$450 <input type="checkbox"/> |
| Medium Risk | \$375 <input type="checkbox"/> |
| Low Risk | \$210 <input type="checkbox"/> |
| Additional Mobile Unit or Vending Machine | \$85 <input type="checkbox"/> |
| Food Service Establishment Plan Review | |
| High & Medium Risk | \$210 <input type="checkbox"/> |
| Low Risk | \$150 <input type="checkbox"/> |
| Push Cart | \$100 <input type="checkbox"/> |
| Temporary Food Service Establishment - Simple Menu | |
| 1 Day Event | \$65 <input type="checkbox"/> |
| Multiple Events; Consecutive or Non-Consecutive Days <i>(up to 8 days in 120 days)</i> | \$100 <input type="checkbox"/> |
| Temporary Food Service Establishment - Complex Menu | |
| 1 Day or Multiple Days; Single Event | \$150 <input type="checkbox"/> |
| ⁵⁾ Late Application - Received less than 2 weeks before event | \$25 <input type="checkbox"/> |
| ⁵⁾ Additional Expedited Permit Processing Fee - 3 days or less | \$25 <input type="checkbox"/> |
| <u>OTHER FEES</u> | |
| ⁵⁾ Late Application/Water Fee | \$75 <input type="checkbox"/> |
| ⁵⁾ Additional Expedited Permit Processing Fee - 7 days or less: | \$50 <input type="checkbox"/> |
| Waiver/Variance Request <i>(Requiring Board of Health Action)</i> | \$75 <input type="checkbox"/> |
| Waiver from NYS Appendix 75-A <i>(Unless due to TCHD Referral)</i> | \$75 <input type="checkbox"/> |
| Refund Request <i>(within 6 months of receipt)</i> | \$25 <input type="checkbox"/> |
| Environmental Impact Statement Review | <input type="checkbox"/> |
| <i>(Where Tompkins County is the lead Agency fee assessed as allowed by 6NYCRR 617.7)</i> | |
| Total Fees - Page 1 | <input type="checkbox"/> |
| Total Fees - Page 2 | <input type="checkbox"/> |
| TOTAL FEES DUE - Page 1 & 2 | <input type="checkbox"/> |

- Notes:**
- ¹⁾ A check mark indicates fee applies to your facility. Fees are additive for all operations.
 - ²⁾ Checks should be made payable to: Tompkins County Health Department.
 - ³⁾ There will be a \$20 service charge on all returned checks.
 - ⁴⁾ Payment methods: check, cash, money order, or online w/credit card (Visa, MC, Discover)
 - ⁵⁾ Fee may be waived at TC Environmental Health discretion.
 - ⁶⁾ Plus \$80 per staff/hr for incident response, if needed.

Preparer/Date: _____
 cc: Support Staff



Table 1 - Proposed Environmental Health Fee Schedule 2025

| 2025 WATER SYSTEM OPERATING, ON-SITE WASTEWATER TREATMENT & DEVELOPMENT FEES | |
|--|--------------|
| On-Site Wastewater Treatment System (OWTS) Construction Permit | |
| New Construction/Conversion | \$450 |
| New/Conversion w/ Engineer Plans; no Site Evaluation | \$325 |
| Replacement System | \$335 |
| Replacement w/ Engineer Plans; no Site Evaluation | \$175 |
| ⁵⁾ Permit Re-Design; New/Conversion/Replacement | \$100 |
| Septic Tank/Pump Chamber Replacement | \$105 |
| ⁵⁾ Holding Tank or ETU Permit Renewal | \$50 |
| OWTS Plan Review Submitted by Design Professional | |
| 0 – 499 gpd design rate | \$190 |
| 500 – 999 gpd design rate | \$230 |
| 1,000 – 1,999 gpd design rate | \$375 |
| 2,000+ gpd design rate | \$590 |
| Other OWTS Modifications/Multiple Submissions | \$160 |
| Holding Tank Initial Permit & Plan Review | \$160 |
| OWTS Permit/Application Renewal or Transfer | |
| ⁵⁾ Permit Renewal (may be renewed 1x prior to expiration) | \$80 |
| ⁵⁾ Permit Transfer (prior to expiration) | \$80 |
| ⁵⁾ Application Renewal (may be renewed 1x prior to expiration) | \$80 |
| ⁵⁾ Application Transfer (prior to expiration) | \$80 |
| Collector Sewer - 6" & larger (DEC & Health Dept Projects) | |
| < 5,000' | \$150 |
| ≥ 5,000' | \$250 |
| Preliminary Development Review (where soil testing is required) | \$400 |
| <i>(Preliminary Development fees are applied to the Realty Subdivision fee upon full plan submittal when submitted within 12 months)</i> | |
| Realty Subdivision Development Review | \$800 |
| Plus \$12.50 per lot NYS filing fee | |
| Add \$35 per lot with individual water | |
| Add \$55 per lot with individual sewage | |
| <i>(Subtract Preliminary Development fees paid)</i> | |
| Realty Subdivision Approval Renewal | \$200 |
| ⁵⁾ Other Engineering Review | \$160 |
| Total Fess - Page 2 | |
| Water System Operating Fee | |
| Community Water System (with sources) | |
| Groundwater System | \$200 |
| Surface Water System | \$1,800 |
| Non-Community Water System (with sources) | |
| Bottled/Bulk Haulers, Ice Plants | \$360 |
| Water System Construction Permit & Plan Review | |
| Community Water System (Part 5, NYSSC) < 100,000 gpa | \$450 |
| Community Water System (Part 5, NYSSC) ≥ 100,000 gpa | \$1,000 |
| Non-Community Public Water System | \$210 |
| Distribution Water Main - 6" or larger | |
| < 5,000' | \$300 |
| ≥ 5,000' | \$400 |
| Cross-Connection Control | |
| \$200 plus \$50/device | |
| Water Storage Tank > 500,000 gal | |
| | \$500 |
| ⁵⁾ Other Water System Modification | \$160 |
| OTHER FEES | |
| ⁵⁾ Late Application/Water Fee | \$75 |
| ⁵⁾ Additional Expedited Permit Processing Fee - 7 days or less | \$50 |
| Waiver/Variance Request (Requiring Board of Health Action) | \$75 |
| Waiver from NYS Appendix 75-A (Unless due to TCHD Referral) | \$75 |
| Refund Request (within 6 months of receipt) | \$25 |
| Environmental Impact Statement Review | |
| <i>(Where Tompkins County is the lead Agency fee assessed as allowed by 6NYCRR 617.7)</i> | |

Notes:

- ¹⁾ A check mark indicates fee applies to your facility. Fees are additive for all operations.
- ²⁾ Checks should be made payable to: Tompkins County Health Department.
- ³⁾ There will be a \$20 service charge on all returned checks.
- ⁴⁾ Payment methods: check, cash, money order, or online w/credit card (Visa, MC, Discover)
- ⁵⁾ Fee may be waived at TC Environmental Health discretion.
- ⁶⁾ Plus \$80 per staff/hr for incident response, if needed.

Preparer/Date: _____
 cc: Support Staff

Draft for BOH Review - May 2024

Table 2 - Environmental Health Division
Proposed Operating and Permit Fees Detail Sheet 2025

| PROGRAM | FEES | | | # FACILITIES | | | | STAFF TIME (days) | | COST PER FACILITY | | | PROGRAM COST | | REVENUE | | REVENUE / PROGRAM COST | | |
|--|---------------|------------|------------|----------------|-------------------|------------|---------------|-------------------|------------|-------------------|-------------------|-----------------|--------------------|--------------------|------------------|------------------|------------------------|-------------|--|
| | 2025 PROPOSED | 2024 FINAL | 2023 FINAL | 2025-EST TOTAL | 2025-EST INVOICED | 2023 TOTAL | 2023 INVOICED | 2025 ESTIMATE | 2023 FINAL | 2025-EST TOTAL | 2025-EST INVOICED | 2023 FINAL | 2025 ESTIMATE | 2023 FINAL | 2025 ESTIMATE | 2023 FINAL | 2025 ESTIMATE | 2023 FINAL | |
| FOOD SERVICE ESTABLISHMENTS (FSE) | | | | 565 | 490 | 571 | 497 | 637 | 640 | \$753 | \$868 | \$860 | \$425,194 | \$427,412 | \$176,250 | \$177,965 | 0.41 | 0.42 | |
| High Risk | \$450 | \$450 | \$450 | 170 | 145 | 172 | 147 | 343 | 347 | \$1,346 | \$1,578 | \$1,575 | \$228,806 | \$231,497 | \$65,250 | \$66,150 | 0.29 | 0.29 | |
| Medium Risk | \$375 | \$375 | \$375 | 290 | 245 | 289 | 246 | 206 | 205 | \$474 | \$561 | \$557 | \$137,547 | \$137,073 | \$91,875 | \$92,225 | 0.67 | 0.67 | |
| Low Risk | \$210 | \$210 | \$210 | 90 | 85 | 90 | 86 | 88 | 88 | \$654 | \$692 | \$684 | \$58,841 | \$58,841 | \$17,850 | \$18,060 | 0.30 | 0.31 | |
| Additional Mobile Unit/Push Cart/Vending Machine | \$85 | \$85 | \$85 | 15 | 15 | 20 | 18 | | | | | | | | \$1,275 | \$1,530 | | | |
| TEMPORARY FOOD SERVICE | | | | 161 | 91 | 164 | 97 | 85 | 87 | \$352 | \$623 | \$596 | \$56,714 | \$57,764 | \$10,100 | \$10,620 | 0.18 | 0.18 | |
| Simple Menu 1 Day Event | \$65 | \$65 | \$65 | 75 | 30 | 76 | 33 | 39 | 40 | \$350 | \$875 | \$806 | \$26,253 | \$26,603 | \$1,950 | \$2,145 | 0.07 | 0.08 | |
| Simple Menu Multiple Events | \$100 | \$100 | \$100 | 85 | 60 | 87 | 63 | 45 | 46 | \$350 | \$496 | \$483 | \$29,754 | \$30,454 | \$6,000 | \$6,300 | 0.20 | 0.21 | |
| Complex Menu Single Event | \$150 | \$150 | \$150 | 1 | 1 | 1 | 1 | 1 | 1 | \$708 | \$708 | \$708 | \$708 | \$708 | \$150 | \$150 | 0.21 | 0.21 | |
| Late Application < 2 weeks, > 3 days | \$25 | \$25 | \$25 | 65 | 65 | 65 | 65 | | | | | | | | \$1,625 | \$1,625 | | | |
| Late Application 3 days or < | \$25 | \$25 | \$25 | 15 | 15 | 16 | 16 | | | | | | | | \$375 | \$400 | | | |
| TEMPORARY RESIDENCE | \$175 | \$175 | \$175 | 34 | 34 | 34 | 33 | 103 | 103 | \$2,025 | \$2,025 | \$2,086 | \$68,849 | \$68,849 | \$13,423 | \$13,227 | 0.19 | 0.19 | |
| Per unit/site | \$3.50 | \$3.50 | \$3.50 | 2,135 | 2,135 | 2,135 | 2,129 | | | | | | | | \$7,473 | \$7,452 | | | |
| CAMPGROUNDS | \$150 | \$150 | \$150 | 9 | 9 | 9 | 9 | 28 | 28 | \$2,089 | \$2,089 | \$2,089 | \$18,799 | \$18,799 | \$3,624 | \$3,624 | 0.19 | 0.19 | |
| Per unit/site | \$2.75 | \$2.75 | \$2.75 | 877 | 827 | 877 | 827 | | | | | | | | \$2,274 | \$2,274 | | | |
| MOBILE HOME PARKS | \$150 | \$150 | \$150 | 39 | 39 | 39 | 39 | 103 | 103 | \$1,764 | \$1,764 | \$1,764 | \$68,808 | \$68,808 | \$12,917 | \$12,917 | 0.19 | 0.19 | |
| Per unit/lot | \$3.50 | \$3.50 | \$3.50 | 2,019 | 2,019 | 2,019 | 2,019 | | | | | | | | \$7,067 | \$7,067 | | | |
| AGRICULTURAL FAIRGROUND | \$400 | \$400 | \$400 | 1 | 1 | 1 | 1 | 5 | 5 | \$3,663 | \$3,663 | \$3,663 | \$3,663 | \$3,663 | \$400 | \$400 | 0.11 | 0.11 | |
| MASS GATHERING (New & Existing) | \$4,100 | \$4,100 | \$3,100 | 1 | 1 | 1 | 1 | 70 | 70 | \$46,745 | \$46,745 | \$46,745 | \$46,745 | \$46,745 | \$4,100 | \$3,100 | 0.09 | 0.07 | |
| CHILDREN'S CAMPS | \$200 | \$200 | \$200 | 28 | 8 | 28 | 8 | 119 | 119 | \$2,849 | \$9,972 | \$9,972 | \$79,777 | \$79,777 | \$1,600 | \$1,600 | 0.02 | 0.02 | |
| SWIMMING POOLS/BATHING BEACHES | \$335 | \$335 | \$335 | 49 | 49 | 49 | 49 | 105 | 105 | \$1,425 | \$1,425 | \$1,425 | \$69,849 | \$69,849 | \$16,415 | \$16,415 | 0.24 | 0.24 | |
| PUBLIC WATER SYSTEMS | | | | 150 | 150 | 152 | 152 | 588 | 595 | \$1,712 | \$1,712 | \$1,719 | \$256,746 | \$261,288 | \$28,910 | \$29,215 | 0.11 | 0.11 | |
| Community Groundwater System | \$200 | \$200 | \$200 | 85 | 85 | 86 | 86 | 436 | 441 | \$2,238 | \$2,238 | \$2,252 | \$190,224 | \$193,646 | \$17,000 | \$17,200 | | | |
| Community Surface Water System | \$1,800 | \$1,800 | \$1,800 | 3 | 3 | 3 | 3 | 48 | 48 | \$7,076 | \$7,076 | \$7,076 | \$21,228 | \$21,228 | \$5,400 | \$5,400 | | | |
| Non-Community Water System | \$105 | \$105 | \$105 | 62 | 62 | 63 | 63 | 104 | 106 | \$731 | \$731 | \$737 | \$45,295 | \$46,415 | \$6,510 | \$6,615 | | | |
| ON-SITE WASTEWATER SYSTEMS (OWTS) | | | | 240 | 255 | 240 | 254 | 597 | 612 | \$1,661 | \$1,563 | \$1,608 | \$398,632 | \$408,427 | \$93,300 | \$89,770 | 0.23 | 0.22 | |
| New Construction/Conversion | \$450 | \$450 | \$425 | 90 | 100 | 92 | 100 | 245 | 251 | \$1,819 | \$1,637 | \$1,673 | \$163,692 | \$167,329 | \$45,000 | \$42,500 | 0.27 | 0.25 | |
| New/Conv App w/ Plans; no Site Evaluation | \$325 | \$325 | \$250 | 20 | 20 | 19 | 20 | 29 | 28 | \$968 | \$968 | \$919 | \$19,355 | \$18,387 | \$6,500 | \$5,000 | 0.34 | 0.27 | |
| Replacement System | \$335 | \$335 | \$335 | 105 | 110 | 107 | 112 | 286 | 291 | \$1,819 | \$1,736 | \$1,738 | \$190,974 | \$194,611 | \$36,850 | \$37,520 | 0.19 | 0.19 | |
| Permit Re-Design; New/Conversion/Replacement | \$100 | \$100 | na | 5 | 5 | 0 | 0 | 2 | 0 | \$200 | \$200 | \$0 | \$1,001 | \$0 | \$500 | \$0 | 0.50 | 0.00 | |
| Replacement App w/ Plans; no Site Evaluation | \$175 | \$0 | \$175 | 15 | 15 | 14 | 14 | 22 | 20 | \$968 | \$968 | \$968 | \$14,516 | \$13,549 | \$2,625 | \$2,450 | 0.18 | 0.00 | |
| or TCHD referral | \$0 | \$0 | \$175 | 0 | 0 | 0 | 0 | 0 | 0 | 0 | \$0 | \$0 | \$0 | \$0 | \$0 | \$0 | \$0 | | |
| Septic Tank/Pump Chamber Replacement | \$105 | \$105 | \$105 | 5 | 5 | 8 | 8 | 14 | 22 | \$1,819 | \$1,819 | \$1,819 | \$9,094 | \$14,550 | \$525 | \$840 | 0.06 | 0.06 | |
| Holding Tank or ETU Permit Renewal | \$50 | \$50 | \$50 | 2 | 2 | 2 | 2 | | | | | | | | \$100 | \$100 | | | |
| Application/Permit Transfer/Renewal | \$80 | \$80 | \$80 | 15 | 15 | 17 | 17 | | | | | | | | \$1,200 | \$1,360 | | | |
| OPERATING PERMITS | | | | | | | | | | | | | \$1,493,778 | \$1,511,382 | \$361,038 | \$358,852 | 0.24 | 0.24 | |
| PLAN REVIEWS | | | | | | | | | | | | | | | \$22,475 | \$21,493 | | | |
| OTHER REVENUE | | | | | | | | | | | | | | | \$39,850 | \$64,202 | | | |
| TOTAL OPERATING, PERMIT, PLAN REVIEW & OTHER FEES | | | | | | | | | | | | | \$2,302,198 | \$423,363 | \$444,547 | 0.18 | 0.19 | | |
| ESTIMATED OFFICIAL PAYMENTS CREDIT CARD PROCESSING COST | | | | | | | | | | | | | | \$3,755 | \$3,557 | | | | |
| TOTAL ALL ENVIRONMENTAL HEALTH PROGRAM FEES | | | | | | | | | | | | | | \$419,608 | \$440,990 | 0.18 | 0.19 | | |

-\$21,382

NOTES:

| | | | | | | | |
|---|-----------------------|---------------|---------------------|-----------------|----------------|----------------|---------------|
| 2023 EH Annual Cost & Staff Time | \$2,302,198.00 | 3448.2 | Staff Cost = | \$667.65 | per day | \$95.38 | per hr |
| 2022 EH Annual Cost & Staff Time (based on 2021) | \$2,033,178.00 | 3261.8 | Staff Cost = | \$623.33 | per day | \$89.05 | per hr |
| 2021 EH Annual Cost & Staff Time | \$2,033,178.00 | 3261.8 | Staff Cost = | \$623.33 | per day | \$89.05 | per hr |
| 2020 EH Annual Cost & Staff Time (based on 2019) | \$1,930,595.00 | 3279.2 | Staff Cost = | \$588.74 | per day | \$84.11 | per hr |
| 2019 EH Annual Cost & Staff Time | \$1,930,595.00 | 3279.2 | Staff Cost = | \$588.74 | per day | \$84.11 | per hr |
| PWS - Surface Water Staff Time is calculated by facility only. This is an underestimate of the total program costs. | | | | | | | |
| 2023 Revenue Submitted through Official Payments | \$133,291.00 | 37% | of total revenue | | | | |

Draft for BOH Review - May 2024
Table 3 - Environmental Health Division
Proposed Plan Review Fees Detail Sheet 2025

| PROGRAM | FEES | | | # PLANS | | | LAST YEAR PLANS REVIEWED | TOTAL PROGRAM HOURS 2023 | ESTIMATE D HOURS PER PLAN | COST PER PLAN REVIEW | PROGRAM COST | | REVENUE | | REVENUE / PROGRAM COST | |
|--|---------------|------------|------------|-------------------|---------------|---------------|--------------------------|--------------------------|---------------------------|----------------------|------------------|-----------------|-----------------|-----------------|------------------------|-------------|
| | 2025 PROPOSED | 2024 FINAL | 2023 FINAL | 2025-EST INVOICED | 2023 APPROVED | 2023 INVOICED | | | | | 2023-or ESTIMATE | 2025 ESTIMATE | 2025 ESTIMATE | 2023 Final | 2025 ESTIMATE | 2023 FINAL |
| PUBLIC WATER SYSTEMS | | | | | | | | 50.5 | | | | \$5,007 | \$4,817 | \$3,980 | \$4,860 | 0.79 |
| Community Water System Facility < 100,000 gpd | \$450 | \$450 | \$450 | 1 | 1 | 1 | 2023 | 8.0 | 8.0 | \$763 | \$763 | \$763 | \$450 | \$450 | \$450 | 0.59 |
| Community Water System Facility ≥ 100,000 gpd | \$1,000 | \$1,000 | \$1,000 | 0 | 0 | 0 | na | 0.0 | 20.0 | \$1,908 | \$0 | \$0 | \$0 | \$0 | \$0 | |
| Water Main Ext < 5,000' | \$300 | \$300 | \$300 | 5 | 5 | 5 | 2023 | 20.0 | 4.0 | \$382 | \$1,908 | \$1,908 | \$1,500 | \$1,500 | \$1,500 | 0.79 |
| ≥ 5,000' | \$400 | \$400 | \$400 | 0 | 0 | 0 | 2018 | 0.0 | 6.0 | \$572 | \$0 | \$0 | \$0 | \$0 | \$0 | 0.00 |
| Cross-Connection Control | \$200 | \$200 | \$200 | 5 | 3 | 6 | 2023 | 10.5 | 3.5 | \$334 | \$1,669 | \$1,001 | \$1,000 | \$1,200 | \$1,200 | 0.60 |
| Add per device | \$50 | \$50 | \$50 | 10 | | 12 | 2023 | 0.0 | | | | | \$500 | \$600 | \$600 | |
| Non-Community Water System | \$210 | \$210 | \$210 | 1 | 2 | 3 | 2023 | 6.0 | 3.0 | \$286 | \$286 | \$572 | \$210 | \$630 | \$630 | 0.73 |
| Water Storage Tank | \$500 | \$500 | \$500 | 0 | 0 | 0 | 2018 | 0.0 | 8.0 | \$763 | \$0 | \$0 | \$0 | \$0 | \$0 | 0.00 |
| Other Water System Modification | \$160 | \$160 | \$160 | 2 | 3 | 3 | 2023 | 6.0 | 2.0 | \$191 | \$382 | \$572 | \$320 | \$480 | \$480 | 0.84 |
| FOOD SERVICE ESTABLISHMENTS | | | | | | | | | | | | \$3,815 | \$4,006 | \$2,850 | \$2,910 | 0.75 |
| High & Medium Risk | \$210 | \$210 | \$210 | 10 | 12 | 11 | 2023 | 36.0 | 3.0 | \$286 | \$2,861 | \$3,434 | \$2,100 | \$2,310 | \$2,310 | 0.73 |
| Low Risk | \$150 | \$150 | \$150 | 5 | 3 | 4 | 2023 | 6.0 | 2.0 | \$191 | \$954 | \$572 | \$750 | \$600 | \$600 | 0.79 |
| Push Cart Medium/Low Risk | \$100 | \$100 | \$100 | 0 | 0 | 0 | 2015 | 0.0 | 1.0 | \$95 | \$0 | \$0 | \$0 | \$0 | \$0 | |
| MOBILE HOME PARKS | \$460 | \$460 | \$460 | 0 | 0 | 0 | 2022 | 0.0 | | | \$0 | \$0 | \$0 | \$0 | \$0 | |
| Add per unit/lot | \$30 | \$30 | \$30 | 0 | 0 | 0 | 2007 | 0.0 | | | \$0 | \$0 | \$0 | \$0 | \$0 | |
| CAMPGROUNDS | \$200 | \$200 | \$200 | 0 | 0 | 0 | 2022 | 0.0 | 5.0 | \$477 | \$0 | \$0 | \$0 | \$0 | \$0 | |
| SWIMMING POOLS/BATHING BEACHES ≤ 5,000 sqft | \$360 | \$360 | \$360 | 0 | 0 | 0 | 2022 | 0.0 | 6.0 | \$572 | \$0 | \$0 | \$0 | \$0 | \$0 | |
| Swimming Pools > 5,000 sqft | \$770 | \$770 | \$770 | 0 | 0 | 0 | 2008 | 0.0 | 12.0 | \$1,145 | \$0 | \$0 | \$0 | \$0 | \$0 | |
| MASS GATHERING (NEW; 1st 2 Submissions) | \$15,000 | \$15,000 | \$12,000 | 0 | 0 | 0 | na | | 800.0 | \$76,303 | \$0 | \$0 | \$0 | \$0 | \$0 | |
| MASS GATHERING (EXISTING; 1st 2 Submissions) | \$7,500 | \$7,500 | \$5,000 | 1 | 1 | 1 | 2023 | 1193.0 | 682.5 | \$65,096 | \$65,096 | \$65,096 | \$7,500 | \$5,000 | \$5,000 | 0.12 |
| MASS GATHERING Multiple Submissions New/Existing | \$3,750 | \$3,750 | \$0 | 0 | 0 | 0 | na | | 510.5 | \$48,691 | \$0 | \$0 | \$0 | \$0 | \$0 | |
| ON-SITE WASTEWATER TREATMENT SYSTEMS | | | | | | | | 142.0 | | | | \$14,021 | \$13,544 | \$7,345 | \$7,585 | 0.52 |
| 0 - 499 gpd Design Rate | \$190 | \$190 | \$190 | 25 | 27 | 29 | 2023 | 108.0 | 4.0 | \$382 | \$9,538 | \$10,301 | \$4,750 | \$5,495 | \$5,495 | 0.50 |
| 500 - 999 gpd Design Rate | \$230 | \$230 | \$230 | 5 | 6 | 8 | 2023 | 30.0 | 5.0 | \$477 | \$2,384 | \$2,861 | \$1,150 | \$1,770 | \$1,770 | 0.48 |
| 1,000 - 1,999 gpd Design Rate | \$375 | \$340 | \$340 | 1 | 0 | 0 | 2021 | 0.0 | 6.0 | \$572 | \$572 | \$0 | \$375 | \$0 | \$0 | 0.66 |
| 2,000+ gpd Design Rate | \$590 | \$540 | \$540 | 1 | 0 | 0 | 2022 | 0.0 | 10.0 | \$954 | \$954 | \$0 | \$590 | \$0 | \$0 | 0.62 |
| Other OWTS Modifications/Multiple Submissions | \$160 | \$160 | \$160 | 2 | 1 | 1 | 2023 | 2.0 | 2.0 | \$191 | \$382 | \$191 | \$320 | \$160 | \$160 | 0.84 |
| Holding Tank Plan Review & Initial Permit | \$160 | \$160 | \$160 | 1 | 1 | 1 | 2023 | 2.0 | 2.0 | \$191 | \$191 | \$191 | \$160 | \$160 | \$160 | 0.84 |
| Collector Sewer < 5,000' | \$150 | \$150 | \$150 | 0 | 0 | 0 | 2022 | 0.0 | 2.0 | \$191 | \$0 | \$0 | \$0 | \$0 | \$0 | |
| ≥ 5,000' | \$250 | \$250 | \$250 | 0 | 0 | 0 | 2022 | 0.0 | 3.0 | \$286 | \$0 | \$0 | \$0 | \$0 | \$0 | |
| REALTY SUBDIVISION TOTAL | | | | | | | | 32.0 | | | | \$0 | \$3,052 | \$0 | \$1,138 | |
| REALTY SUBDIVISIONS * | \$800 | \$800 | \$800 | 0 | 1 | 1 | 2023 | 8.0 | 8.0 | \$763 | \$0 | \$763 | \$0 | \$800 | \$800 | |
| Add per lot NYS filing fee | \$12.50 | \$12.50 | \$12.50 | 0 | 46 | 5 | 2023 | 0.0 | | | | | \$0 | \$63 | \$63 | |
| with Individual Water | \$35 | \$35 | \$35 | 0 | 6 | 0 | 2022 | 12.0 | 2.0 | \$191 | \$0 | \$1,145 | \$0 | \$0 | \$0 | |
| with Individual OWTS | \$55 | \$55 | \$55 | 0 | 6 | 5 | 2023 | 12.0 | 2.0 | \$191 | \$0 | \$1,145 | \$0 | \$275 | \$275 | |
| Subdivision Renewal | \$200 | \$200 | \$200 | 0 | 0 | 0 | 2020 | 0.0 | 2.0 | \$191 | \$0 | \$0 | \$0 | \$0 | \$0 | |
| Preliminary Development Review | \$400 | \$400 | \$400 | 0 | 0 | 0 | 2014 | 0.0 | 4.0 | \$382 | \$0 | \$0 | \$0 | \$0 | \$0 | |
| Add per lot | n/a | n/a | n/a | 0 | 0 | 0 | 2014 | 0.0 | 1.0 | \$95 | \$0 | \$0 | \$0 | \$0 | \$0 | |
| OTHER PLAN REVIEW | \$160 | \$160 | \$160 | 5 | 0 | 0 | 2022 | 0.0 | 2.0 | \$191 | \$954 | \$0 | \$800 | \$0 | \$0 | 0.84 |
| TOTAL PLAN REVIEW FEES | | | | | | | | | | | | \$88,893 | \$90,515 | \$22,475 | \$21,493 | 0.25 |

NOTES:

| | | | | |
|--|-----------------------|---------------|--------------------------------------|-----------------------|
| 2023 EH Annual Cost & Staff Time | \$2,302,198.00 | 3448.2 | Staff Cost = \$667.65 per day | \$95.38 per hr |
| 2022 EH Annual Cost & Staff Time (based on 2021) | \$2,033,178.00 | 3261.8 | Staff Cost = \$623.33 per day | \$89.05 per hr |
| 2021 EH Annual Cost & Staff Time | \$2,033,178.00 | 3261.8 | Staff Cost = \$623.33 per day | \$89.05 per hr |
| 2020 EH Annual Cost & Staff Time (based on 2019) | \$1,930,595.00 | 3279.2 | Staff Cost = \$588.74 per day | \$84.11 per hr |
| 2019 EH Annual Cost & Staff Time | \$1,930,595.00 | 3279.2 | Staff Cost = \$588.74 per day | \$84.11 per hr |

Hours per plan are estimated - actual time for each submittal varies significantly.

\$983

Draft for BOH Review - May 2024

Table 4 - Environmental Health Division Estimated Revenue from Other Fees 2025

| Other Fees | 2025 Proposed | 5 Year Average | 2023 | 2022 | 2021 | 2020 | 2019 |
|--------------------------------------|--------------------|--------------------|-------------|-------------|-------------|-------------|-------------|
| Late Fees | \$7,500.00 | \$5,730.00 | \$7,950.00 | \$7,950.00 | \$3,950.00 | \$3,550.00 | \$5,250.00 |
| Expedited Permit 7 days or less | \$1,000.00 | \$800.00 | \$950.00 | \$750.00 | \$800.00 | \$700.00 | \$800.00 |
| Penalties/Fines | \$30,000.00 | \$29,876.60 | \$54,050.00 | \$40,500.00 | \$8,000.00 | \$10,500.00 | \$36,333.00 |
| Rabies Donations | \$1,200.00 | \$1,405.38 | \$1,002.00 | \$1,075.00 | \$1,821.75 | \$1,847.00 | \$1,281.16 |
| Refunds Request | \$0.00 | \$110.00 | \$100.00 | \$100.00 | \$100.00 | \$100.00 | \$150.00 |
| Waivers | \$150.00 | \$135.00 | \$150.00 | \$0.00 | \$150.00 | \$225.00 | \$150.00 |
| Waiver from NYS Appendix 75-A (OWTS) | \$0.00 | \$0.00 | \$0.00 | \$0.00 | \$0.00 | \$0.00 | NA |
| Total Other Fees | \$39,850.00 | \$38,056.98 | \$64,202.00 | \$50,375.00 | \$14,821.75 | \$16,922.00 | \$43,964.16 |

Notes:

| | | | | |
|--|------|---------|---------|-----------------------------|
| Late Application (May be waived at TCEH discretion) | \$75 | \$5,625 | \$7,500 | <i>Est. 75-100 per year</i> |
| Expedited Permit 7 days or less (May be waived at TCEH discretion) | \$50 | \$750 | \$1,000 | <i>Est. 15-20 per year</i> |
| Waiver from NYS Appendix 75-A OWTS (Est. 5 or less per year) | \$75 | | | |

APPENDIX

- [Medical Director](#)
 - [Commissioner](#) (no appendix items this month)
 - [Community Health Services](#)
 - [Health Promotion Program](#)
 - [Children with Special Care Needs](#)
 - [Environmental Health](#)
-

Medical Director’s Report

Influenza update


As of May 13:

- **Regional Geographic Activity**
 - 3rd non-consecutive week after 24 consecutive weeks at widespread activity
- In 57 counties
 - 52 ROS + 5 NYC
- 1,957 lab-confirmed flu reports
 - 38% decrease
 - 54% A, 44% B, and 2% influenza type not specified
- The primary flu strain in circulation both in NYS and nationally is H1N1.
- No influenza-associated pediatric deaths are being reported this week.
 - 19 reported this season – 10 ROS & 9 NYC


Note: *Regional* means fewer than half the counties reporting cases. ROS is “rest of state”

CDC estimates* that, from **October 1, 2023** through **May 4, 2024**, there have been:


34 – 64 million
flu **illnesses**




16 – 29 million
flu **medical visits**



380,000 – 790,000
flu **hospitalizations**



24,000 – 69,000
flu **deaths**



Community Health Services

WIC CASELOAD DATA FFY 2024

| TCWH WIC Program | OCT | NOV | DEC | JAN | FEB | MAR | APR | MAY | JUN | JUL | AUG | SEPT | AVG. |
|--------------------|--------|--------|--------|--------|--------|--------|--------|--------|-------|-------|------|------|--------|
| Target Caseload | 1320 | 1320 | 1320 | 1320 | 1320 | 1320 | 1320 | 1320 | 1320 | 1320 | 1320 | 1320 | |
| Participation | 1129 | 1131 | 1134 | 1146 | 1138 | 1121 | 1097 | | | | | | 1128 |
| % Caseload Served | 85.53% | 85.68% | 85.91% | 86.82% | 86.21% | 84.92% | 83.11% | 0.00% | 0.00% | 0.00% | | | 59.82% |
| % Change Per Month | 1.27% | 0.15% | 0.23% | 0.91% | -0.61% | -1.29% | -1.82% | 83.11% | 0.00% | 0.00% | | | -8.43% |
| Total Eligibles | 2226 | 2226 | 2226 | 2226 | 2226 | 2226 | 2226 | 2226 | 2226 | 2226 | 2226 | 2226 | |
| % Eligibles Served | 50.72% | 50.81% | 50.94% | 51.48% | 51.12% | 50.36% | 49.28% | 0.00% | 0.00% | 0.00% | | | 35.47% |
| % Change Per Month | 0.85% | 0.09% | 0.13% | 0.54% | -0.36% | -0.76% | -1.08% | 49.28% | 0.00% | 0.00% | | | -4.99% |
| Enrolled | 1229 | 1216 | 1210 | 1208 | 1200 | 1197 | 1180 | | | | | | 1206 |

NYSDOH COMMUNICABLE DISEASE REPORTS

- See following pages.

N.Y.S. Department of Health
Division of Epidemiology
Communicable Disease Monthly Report*, DATE: 01MAY24
Rates are defined as: Cases/100,000 population/Month

County=TOMPKINS Month=April

| Disease | 2024 | | 2023 | | 2022 | | 2021 | | Ave (2021-2023) | |
|---|------|-------|------|--------|------|--------|------|--------|--------------------|--------|
| | Freq | Rate | Freq | Rate | Freq | Rate | Freq | Rate | Freq | Rate |
| AMEBIASIS | 0 | 0.0 | 0 | 0.0 | 1 | 11.9 | 0 | 0.0 | 0 | 0.0 |
| ANAPLASMOSIS** | 5 | 59.4 | 2 | 23.7 | 3 | 35.6 | 0 | 0.0 | 2 | 23.7 |
| CAMPYLOBACTERIOSIS** | 3 | 35.6 | 2 | 23.7 | 0 | 0.0 | 1 | 11.9 | 1 | 11.9 |
| CHIKUNGUNYA** | 1 | 11.9 | 0 | 0.0 | 0 | 0.0 | 0 | 0.0 | 0 | 0.0 |
| COVID-19 | 38 | 451.2 | 136 | 1614.9 | 1858 | 22063 | 260 | 3087.3 | 751 | 8917.7 |
| CRYPTOSPORIDIOSIS** | 0 | 0.0 | 1 | 11.9 | 1 | 11.9 | 0 | 0.0 | 1 | 11.9 |
| DENGUE FEVER** | 1 | 11.9 | 0 | 0.0 | 0 | 0.0 | 0 | 0.0 | 0 | 0.0 |
| ECOLI SHIGA TOXIN** | 0 | 0.0 | 3 | 35.6 | 0 | 0.0 | 0 | 0.0 | 1 | 11.9 |
| GIARDIASIS | 0 | 0.0 | 1 | 11.9 | 0 | 0.0 | 0 | 0.0 | 0 | 0.0 |
| HEPATITIS B,CHRONIC** | 5 | 59.4 | 0 | 0.0 | 0 | 0.0 | 0 | 0.0 | 0 | 0.0 |
| HEPATITIS C,CHRONIC** | 2 | 23.7 | 3 | 35.6 | 1 | 11.9 | 3 | 35.6 | 2 | 23.7 |
| INFLUENZA A, LAB CONFIRMED | 58 | 688.7 | 4 | 47.5 | 124 | 1472.4 | 0 | 0.0 | 43 | 510.6 |
| INFLUENZA B, LAB CONFIRMED | 18 | 213.7 | 1 | 11.9 | 0 | 0.0 | 0 | 0.0 | 0 | 0.0 |
| INFLUENZA UNSPECIFIED, LAB CONFIRMED | 0 | 0.0 | 0 | 0.0 | 3 | 35.6 | 0 | 0.0 | 1 | 11.9 |
| LYME DISEASE** **** | 25 | 296.9 | 10 | 118.7 | 12 | 142.5 | 0 | 0.0 | 7 | 83.1 |
| PERTUSSIS** | 1 | 11.9 | 0 | 0.0 | 0 | 0.0 | 0 | 0.0 | 0 | 0.0 |
| RESPIRATORY SYNCYTIAL VIRUS | 7 | 83.1 | 0 | 0.0 | 0 | 0.0 | 0 | 0.0 | 0 | 0.0 |
| SALMONELLOSIS** | 2 | 23.7 | 2 | 23.7 | 1 | 11.9 | 1 | 11.9 | 1 | 11.9 |
| STREP,GROUP A INVASIVE | 2 | 23.7 | 2 | 23.7 | 0 | 0.0 | 1 | 11.9 | 1 | 11.9 |
| STREP PNEUMONIAE,INVASIVE** | 1 | 11.9 | 0 | 0.0 | 0 | 0.0 | 0 | 0.0 | 0 | 0.0 |
| SYPHILIS TOTAL..... | 0 | 0.0 | 1 | 11.9 | 4 | 47.5 | 0 | 0.0 | 2 | 23.7 |

| | 2024 | | 2023 | | 2022 | | 2021 | | Ave (2021-2023) | |
|-----------------------|------|-------|------|-------|------|-------|------|-------|--------------------|-------|
| Disease | Freq | Rate | Freq | Rate | Freq | Rate | Freq | Rate | Freq | Rate |
| - EARLY LATENT** | 0 | 0.0 | 1 | 11.9 | 3 | 35.6 | 0 | 0.0 | 1 | 11.9 |
| - CONGENITAL SYPHILIS | 0 | 0.0 | 0 | 0.0 | 1 | 11.9 | 0 | 0.0 | 0 | 0.0 |
| GONORRHEA TOTAL..... | 15 | 178.1 | 8 | 95.0 | 7 | 83.1 | 11 | 130.6 | 9 | 106.9 |
| - GONORRHEA | 15 | 178.1 | 8 | 95.0 | 7 | 83.1 | 11 | 130.6 | 9 | 106.9 |
| CHLAMYDIA | 22 | 261.2 | 25 | 296.9 | 30 | 356.2 | 29 | 344.4 | 28 | 332.5 |

*Based on month case created, or December for cases created in Jan/Feb of following year

**Confirmed and Probable cases counted

***Not official number

**** Beginning in 2022, extrapolated results were no longer used and all confirmed/probable cases are counted.

N.Y.S. Department of Health
Division of Epidemiology
Communicable Disease Monthly Report*, DATE: 01MAY24
Through April
Rates are defined as: Cases/100,000 population/Month

County=TOMPKINS

| Disease | 2024 | | 2023 | | 2022 | | 2021 | | Ave (2021-2023) | |
|---------------------------------------|------|--------|------|--------|-------|-------|------|-------|--------------------|-------|
| | Freq | Rate | Freq | Rate | Freq | Rate | Freq | Rate | Freq | Rate |
| AMEBIASIS | 0 | 0.0 | 0 | 0.0 | 1 | 3.0 | 0 | 0.0 | 0 | 0.0 |
| ANAPLASMOSIS** | 6 | 17.8 | 116 | 344.4 | 66 | 195.9 | 86 | 255.3 | 89 | 264.2 |
| BABESIOSIS** | 0 | 0.0 | 34 | 100.9 | 11 | 32.7 | 20 | 59.4 | 22 | 65.3 |
| CAMPYLOBACTERIOSIS** | 7 | 20.8 | 26 | 77.2 | 28 | 83.1 | 19 | 56.4 | 24 | 71.2 |
| CHIKUNGUNYA** | 1 | 3.0 | 1 | 3.0 | 0 | 0.0 | 0 | 0.0 | 0 | 0.0 |
| COVID-19 | 584 | 1733.7 | 2755 | 8178.5 | 16048 | 47640 | 9626 | 28576 | 9476 | 28130 |
| CRYPTOSPORIDIOSIS** | 0 | 0.0 | 7 | 20.8 | 11 | 32.7 | 14 | 41.6 | 11 | 32.7 |
| CYCLOSPORA | 1 | 3.0 | 0 | 0.0 | 0 | 0.0 | 0 | 0.0 | 0 | 0.0 |
| DENGUE FEVER** | 2 | 5.9 | 0 | 0.0 | 1 | 3.0 | 0 | 0.0 | 0 | 0.0 |
| ECOLI SHIGA TOXIN** | 0 | 0.0 | 4 | 11.9 | 3 | 8.9 | 6 | 17.8 | 4 | 11.9 |
| EHRlichiosis (CHAFEENSIS)** | 0 | 0.0 | 0 | 0.0 | 1 | 3.0 | 0 | 0.0 | 0 | 0.0 |
| EHRlichiosis (EWINGII)** | 0 | 0.0 | 1 | 3.0 | 1 | 3.0 | 0 | 0.0 | 1 | 3.0 |
| ENCEPHALITIS, ARBO** | 0 | 0.0 | 0 | 0.0 | 1 | 3.0 | 0 | 0.0 | 0 | 0.0 |
| ENCEPHALITIS, OTHER | 0 | 0.0 | 0 | 0.0 | 0 | 0.0 | 1 | 3.0 | 0 | 0.0 |
| GIARDIASIS | 5 | 14.8 | 14 | 41.6 | 13 | 38.6 | 15 | 44.5 | 14 | 41.6 |
| HAEMOPHILUS INFLUENZAE, NOT TYPE B | 1 | 3.0 | 1 | 3.0 | 4 | 11.9 | 0 | 0.0 | 2 | 5.9 |
| HEPATITIS A | 0 | 0.0 | 0 | 0.0 | 1 | 3.0 | 7 | 20.8 | 3 | 8.9 |
| HEPATITIS B,ACUTE | 0 | 0.0 | 1 | 3.0 | 0 | 0.0 | 0 | 0.0 | 0 | 0.0 |
| HEPATITIS B,CHRONIC** | 8 | 23.7 | 10 | 29.7 | 15 | 44.5 | 18 | 53.4 | 14 | 41.6 |
| HEPATITIS C,ACUTE** | 1 | 3.0 | 5 | 14.8 | 4 | 11.9 | 3 | 8.9 | 4 | 11.9 |
| HEPATITIS C,CHRONIC** | 7 | 20.8 | 22 | 65.3 | 20 | 59.4 | 30 | 89.1 | 24 | 71.2 |
| HEPATITIS C,PERINATAL | 0 | 0.0 | 0 | 0.0 | 0 | 0.0 | 1 | 3.0 | 0 | 0.0 |
| HERPES INF, INFANT =< 60 DAYS | 0 | 0.0 | 1 | 3.0 | 0 | 0.0 | 0 | 0.0 | 0 | 0.0 |

| Disease | 2024 | | 2023 | | 2022 | | 2021 | | Ave (2021-2023) | |
|--------------------------------------|------|--------|------|--------|------|--------|------|-------|--------------------|--------|
| | Freq | Rate | Freq | Rate | Freq | Rate | Freq | Rate | Freq | Rate |
| INFLUENZA A, LAB CONFIRMED | 884 | 2624.2 | 251 | 745.1 | 1341 | 3980.9 | 265 | 786.7 | 619 | 1837.6 |
| INFLUENZA B, LAB CONFIRMED | 110 | 326.5 | 31 | 92.0 | 11 | 32.7 | 6 | 17.8 | 16 | 47.5 |
| INFLUENZA UNSPECIFIED, LAB CONFIRMED | 0 | 0.0 | 0 | 0.0 | 3 | 8.9 | 1 | 3.0 | 1 | 3.0 |
| LEGIONELLOSIS | 1 | 3.0 | 15 | 44.5 | 6 | 17.8 | 3 | 8.9 | 8 | 23.7 |
| LISTERIOSIS | 0 | 0.0 | 0 | 0.0 | 1 | 3.0 | 0 | 0.0 | 0 | 0.0 |
| LYME DISEASE** ***** | 64 | 190.0 | 415 | 1232.0 | 265 | 786.7 | 44 | 130.6 | 241 | 715.4 |
| MALARIA | 0 | 0.0 | 2 | 5.9 | 3 | 8.9 | 0 | 0.0 | 2 | 5.9 |
| MONKEYPOX | 0 | 0.0 | 0 | 0.0 | 3 | 8.9 | 0 | 0.0 | 1 | 3.0 |
| PERTUSSIS** | 1 | 3.0 | 0 | 0.0 | 0 | 0.0 | 0 | 0.0 | 0 | 0.0 |
| RESPIRATORY SYNCYTIAL VIRUS | 161 | 477.9 | 64 | 190.0 | 0 | 0.0 | 0 | 0.0 | 21 | 62.3 |
| ROCKY MTN SPOT FEVER** | 0 | 0.0 | 0 | 0.0 | 1 | 3.0 | 0 | 0.0 | 0 | 0.0 |
| SALMONELLOSIS** | 5 | 14.8 | 12 | 35.6 | 20 | 59.4 | 13 | 38.6 | 15 | 44.5 |
| S.PARATYPHI | 1 | 3.0 | 0 | 0.0 | 0 | 0.0 | 0 | 0.0 | 0 | 0.0 |
| SHIGELLOSIS** | 2 | 5.9 | 1 | 3.0 | 2 | 5.9 | 1 | 3.0 | 1 | 3.0 |
| STREP,GROUP A INVASIVE | 8 | 23.7 | 11 | 32.7 | 5 | 14.8 | 3 | 8.9 | 6 | 17.8 |
| STREP,GROUP B INVASIVE | 2 | 5.9 | 1 | 3.0 | 6 | 17.8 | 10 | 29.7 | 6 | 17.8 |
| STREP PNEUMONIAE,INVASIVE** | 3 | 8.9 | 3 | 8.9 | 8 | 23.7 | 4 | 11.9 | 5 | 14.8 |
| TOXIC SHOCK SYNDROME,STREPTOCOCCAL** | 0 | 0.0 | 1 | 3.0 | 0 | 0.0 | 0 | 0.0 | 0 | 0.0 |
| TUBERCULOSIS*** | 0 | 0.0 | 1 | 3.0 | 1 | 3.0 | 1 | 3.0 | 1 | 3.0 |
| TYPHOID FEVER | 0 | 0.0 | 1 | 3.0 | 0 | 0.0 | 0 | 0.0 | 0 | 0.0 |
| VIBRIO - NON 01 CHOLERA** | 0 | 0.0 | 3 | 8.9 | 2 | 5.9 | 1 | 3.0 | 2 | 5.9 |
| YERSINIOSIS** | 2 | 5.9 | 1 | 3.0 | 6 | 17.8 | 1 | 3.0 | 3 | 8.9 |
| SYPHILIS TOTAL..... | 2 | 5.9 | 12 | 35.6 | 34 | 100.9 | 24 | 71.2 | 23 | 68.3 |
| - P&S SYPHILIS | 0 | 0.0 | 0 | 0.0 | 16 | 47.5 | 7 | 20.8 | 8 | 23.7 |
| - EARLY LATENT** | 2 | 5.9 | 6 | 17.8 | 15 | 44.5 | 11 | 32.7 | 11 | 32.7 |
| - LATE LATENT** | 0 | 0.0 | 6 | 17.8 | 2 | 5.9 | 6 | 17.8 | 5 | 14.8 |

| | 2024 | | 2023 | | 2022 | | 2021 | | Ave (2021-2023) | |
|-----------------------|------|-------|------|-------|------|--------|------|--------|--------------------|--------|
| Disease | Freq | Rate | Freq | Rate | Freq | Rate | Freq | Rate | Freq | Rate |
| - CONGENITAL SYPHILIS | 0 | 0.0 | 0 | 0.0 | 1 | 3.0 | 0 | 0.0 | 0 | 0.0 |
| GONORRHEA TOTAL..... | 32 | 95.0 | 120 | 356.2 | 109 | 323.6 | 142 | 421.5 | 124 | 368.1 |
| - GONORRHEA | 32 | 95.0 | 120 | 356.2 | 109 | 323.6 | 142 | 421.5 | 124 | 368.1 |
| CHLAMYDIA | 94 | 279.0 | 328 | 973.7 | 377 | 1119.2 | 337 | 1000.4 | 347 | 1030.1 |

*Based on month case created, or December for cases created in Jan/Feb of following year

**Confirmed and Probable cases counted; Campylobacter confirmed and suspect

***Not official number

**** Beginning in 2022, exptropolated results were no longer used and all confirmed/probable cases are counted.

Health Promotion Program

Opioids

911 CALL REPORTS

All calls that come into Tompkins County's 9-1-1 center are coded based on the type of emergency. To help direct the call, the dispatcher assigns each a "Nature." The Department of Emergency Response (DoER) sends the monthly totals to Whole Health for calls coded as "Overdose/Poisoning," and these are posted in graphic form [on the WH website](#). A 4-month summary is shown below.

| Total 911 calls per month that are Nature coded as "Overdose/ Poisoning." | | | | | | |
|--|------|------|------|------|------|------|
| Source: DoER. | | | | | | |
| Month | 2019 | 2020 | 2021 | 2022 | 2023 | 2024 |
| JAN | 24 | 30 | 20 | 16 | 31 | 17 |
| FEB | 16 | 35 | 19 | 19 | 45 | 14 |
| MAR | 34 | 24 | 23 | 17 | 35 | 41 |
| APR | 24 | 12 | 21 | 34 | 25 | 21 |

CHWs

| | April 2024 Enrolled Clients | YTD 2024 |
|---------------------|-----------------------------|----------|
| HiP Tompkins | 41 | 50 |
| General CHW Program | 9 | 9 |

OUTREACH & TRAININGS

- LawNY and CHWs Standing Meeting
- Groton Resource Hub (4/9, 4/16 & 4/30)
- YMCA Healthy Kids Day
- Healthy Families Presentation
- Way2Go Presentation
- How We're All Contributing to the "Health Disparities Research Industrial Complex"
- Homeless and Housing Taskforce
- Exploring Strategies to Strengthen Civic Participation for Communities' Health

HNP

MONTHLY STATS

| HEALTHY NEIGHBORHOODS PROGRAM | April 2024 | YTD 2024 | April 2023 | TOTAL 2023 |
|--|------------|----------|------------|------------|
| # of Initial Home Visits (including asthma visits) | 9 | 94 | 11 | 252 |
| # of Revisits | 0 | 14 | 0 | 56 |

| | | | | |
|-----------------------------|---|----|----|-----|
| # of Asthma Homes (initial) | 0 | 9 | 7 | 45 |
| # of Homes Approached | 0 | 70 | 28 | 530 |

OUTREACH & TRAINING

- Housing/Homelessness Task Force Meeting
- How to have Difficult Conversations about Race
- DEIB Meeting CFT
- CNY Coalition for Healthy Indoor Air Mtg
- Cultural Humility and Community Engagement in Public Health

COVID-19

- COVID-19 test kit distribution program ended April 4, 2024. Over 275,000 COVID-19 test kits were distributed to the community, free-of-cost, since January 2022. The tests were obtained via NYS Dept of Emergency Management in partnership with TC Dept of Emergency Response.
- Changes to COVID-19 Data Dashboard/Reporting: switched from static dashboard platform to a seasonal bar graph to show change over time in new positive cases (weekly updates). No longer reporting hospitalization data.

Media

SOCIAL MEDIA

- Promotion of Community Health Services’ “Youth Oral Health Survey”
- Solar Eclipse (April 8) Safety Guidance
- Event promotion:
 - TCWH & CCE SNAP-Ed “Walking Club”: Fridays in April at Stewart Park (10-11am)
 - Sister Circle: Birthing Stories by Black Women, *A documented dinner & dialogue*: April 19 (with Dr. Nia Nunn)
 - YMCA Healthy Kids Day: April 20
 - Virtual Community Visioning Event: May 2, (7pm-8pm)
 - Better Together for Mental Health: May 11, Stewart Park (11am-3pm)
- Highlighting awareness for April:
 - National Public Health Week (April 1-7)
 - World Health Day (April 7)
 - National Black Maternal Health Week (April 11-17)
 - National Infant Immunization Week (April 22-29)
 - National Prescription Drug Take-Back Day (April 27)

PRESS RELEASES

- [Health Alert: Safety Reminders for the Solar Eclipse \(April 8, 2024\)](#) (4/3/24)

- [COVID-19 Update: Conclusion of Free COVID-19 Test Kit Program in Tompkins County; Changes to COVID-19 Data Dashboard](#) (4/17/24)
- [Newly Launched Anti-Vaping Campaign Reminds Youth to Keep Your Focus, Not Your Fix](#) (4/18/24)
- [National Infant Immunization Week: April 22 to April 29, 2024](#) (4/25/24)
- [Community Visioning for Health: let your voice shape our vision for a healthy community](#) (4/30/24)

WEBSITE: NEW PAGES

- Internships at TCWH (tompkinscountyny.gov/health/interns)
- Swimming Pools And Bathing Beaches (tompkinscountyny.gov/health/eh/poolsandbeaches)
- Chronic Disease (tompkinscountyny.gov/health/chronicdisease)

Outreach & Training

Conducted by Health Promotion, PH Fellows, CSCN, and Mental Health staff

COMMUNITY ENGAGEMENT AND PARTNERSHIP BUILDING

- Groton Community Resource Hub (4/2/24, 4/9/24, 4/16/24, 4/23/24, 4/30/24) *generalized TCWH program focus*
- TCWH & CCE SNAP-Ed Walking Club – Stewart Park (4/5/24, 4/12/24, 4/19/24, 4/26/24) *focus on disease prevention, nutrition & wellness, tick safety/awareness*
- Salvation Army Thrive Night – Founder's Way (4/18/24) *focus on personalized recovery- oriented services (PROS)*
- YMCA Healthy Kids Day (4/20/24) *focus on lead poisoning prevention, HiP Tompkins*
- Conversation with Southside Community Center Executive Director about becoming a Resilience Hub. TCWH Preparedness Coordinator and HPP Director participated in a tour and discussion.
- Planning for convening the first Tompkins County Narcan Data and Distribution meeting that will take place in May. Data on the number of people trained to use Narcan in Tompkins County was provided by NYS ODUH (Office of Drug User Health).

TRAINING

- Cannabis Corner: The Role of Public Health in Cannabis Equity (Harlem Health Initiative)
- HPAI Scientific Symposium
- Cornell Center for Health Equity Symposium
- Reimagining the Mall with Cayuga Health
- Completed BEAM course (Building Expertise in Administration & Management)

Committee and Partnership Meetings

| Group, Organization | Activity/Purpose | Date |
|---|--|-------------|
| CATCHI Working Group (Coordinated Approach to Community Health Integration) | Combines Social Determinants of Health, CHW initiative and Childhood Nutrition Collaborative into one working group. | Monthly |
| Long Term Care Committee | Planning and sharing resources for long-term care in the community. | Quarterly |
| Health Planning Council | Advisory Board and Executive Committee, Hillson reappointed as Secretary and Co-Chair of Community Health and Access Cte. | Bi-monthly |
| Community Health and Access Committee | Sub-committee of the HPC. Focus on telehealth, maternal health, etc. | Quarterly |
| COFA Advisory Board | Updates and Age Friendly | Quarterly |
| Suicide Prevention Coalition | In partnership with the Sophie Fund | Monthly |
| Community Services Board: Substance Use Sub Committee | Sub-committee of Mental Health Services' Community Services Board. Focus on harm reduction. | Monthly |
| Immunization Coalition | Quarterly meeting, updates about COVID-19 vaccine and discussion/feedback, youth vaccination promo | Quarterly |
| Lead Poisoning Prevention Network | Quarterly meeting, review lead cases, prevention, new regulation | Quarterly |
| Cayuga Health Data Governance Committee | Oversight/advisory committee for the health equity team at Cayuga Health, focus on data collection for health equity, We Ask Because We Care campaign. | Quarterly |
| TC Cancer Screening Working Group | Regular meeting | Monthly |
| Aging Services Network | Regular meeting | Monthly |
| Homeless & Housing Taskforce | Regular meeting | Bi-monthly |
| PICHC Partners Meeting | Weekly meeting to discuss community health worker roles, align program design, collaborate w/community partners | Weekly |
| PICHC State Call | Monthly meeting for PICHC programs in NYS | Monthly |
| LATCH: Lactation Alliance for Tompkins County Health | Monthly meeting of community partners/stakeholders. Mission: To protect, promote, & support breastfeeding/ chestfeeding in Tompkins County, and to protect, promote, & support the rights of families to achieve their infant feeding goals. | Monthly |

Children with Special Care Needs (CSCN)

STATISTICAL HIGHLIGHTS

- *See following pages.*

**Children with Special Care Needs Division
Statistical Highlights 2024
EARLY INTERVENTION PROGRAM**

| Number of Program Referrals | Jan | Feb | March | April | May | June | July | Aug | Sept | Oct | Nov | Dec | 2024 Totals | 2023 Totals | 2022 Totals |
|--|-----------|-----------|-----------|-----------|----------|----------|----------|-----------|----------|----------|----------|----------|-------------|-------------|-------------|
| Initial Concern/reason for referral: | | | | | | | | | | | | | | | |
| -- DSS Founded Case | 0 | 0 | 0 | 0 | | | | | | | | | | 0 | |
| -- Gestational Age | 0 | 0 | 0 | 0 | | | | | | | | | | 2 | 6 |
| -- Gestational Age/Gross Motor | 0 | 0 | 1 | 0 | | | | | | | | | | 0 | 2 |
| -- Global Delays | 0 | 0 | 0 | 0 | | | | | | | | | | 0 | 1 |
| -- Hearing | 0 | 2 | 0 | 0 | | | | | | | | | 2 | 1 | 2 |
| -- Physical | 0 | 0 | 0 | 0 | | | | | | | | | 0 | 0 | 0 |
| -- Feeding | 1 | 1 | 0 | 2 | | | | | | | | | 4 | 30 | 17 |
| -- Feeding & Gross Motor | 0 | 0 | 0 | 0 | | | | | | | | | 0 | 4 | 10 |
| -- Feeding & Social Emotional | 0 | 0 | 0 | 0 | | | | | | | | | 0 | 1 | 4 |
| -- Gross Motor | 5 | 4 | 1 | 2 | | | | | | | | | 12 | 48 | 40 |
| -- Gross Motor & Fine Motor | 0 | 0 | 0 | 0 | | | | | | | | | 0 | 5 | 9 |
| -- Gross Motor, Speech & Social Emotional | 0 | 1 | 0 | 0 | | | | | | | | | 1 | 2 | 4 |
| Gross Motor, Speech& Hearing | 1 | 0 | 0 | 0 | | | | | | | | | 1 | 0 | |
| -- Fine Motor | 0 | 0 | 0 | 0 | | | | | | | | | 0 | 0 | 2 |
| -- Social Emotional | 0 | 2 | 0 | 0 | | | | | | | | | 2 | 5 | 3 |
| -- Social Emotional & Adaptive | 0 | 0 | 0 | 0 | | | | | | | | | 0 | 5 | 1 |
| -- Speech | 6 | 9 | 16 | 7 | | | | | | | | | 38 | 110 | 129 |
| -- Speech & Cognitive | 0 | 0 | 1 | 0 | | | | | | | | | 1 | 1 | 0 |
| -- Speech & Feeding | 0 | 0 | 0 | 0 | | | | | | | | | 0 | 3 | 3 |
| -- Speech & Fine Motor | 0 | 0 | 0 | 0 | | | | | | | | | 0 | 2 | 2 |
| -- Speech & Gross Motor | 0 | 3 | 0 | 0 | | | | | | | | | 3 | 13 | 10 |
| -- Speech & Hearing | 0 | 0 | 0 | 0 | | | | | | | | | 0 | 4 | 5 |
| -- Speech & Sensory | 0 | 0 | 2 | 0 | | | | | | | | | 2 | 0 | 0 |
| -- Speech & Social Emotional | 2 | 1 | 0 | 0 | | | | | | | | | 3 | 6 | 11 |
| -- Speech, Feeding & Gross Motor | 0 | 0 | 0 | 0 | | | | | | | | | 0 | 2 | 0 |
| -- Speech, Fine Motor, Social/Emotional, Other | 0 | 0 | 0 | 1 | | | | | | | | | | | |
| -- Adaptive | 0 | 0 | 0 | 0 | | | | | | | | | 0 | 0 | 0 |
| -- Adaptive/Sensory | 0 | 0 | 0 | 0 | | | | | | | | | 0 | 3 | 2 |
| -- Adaptive/Fine Motor | 0 | 0 | 0 | 0 | | | | | | | | | 0 | 3 | 0 |
| -- Qualifying Congenital / Medical Diagnosis | 0 | 0 | 0 | 0 | | | | | | | | | 0 | 8 | 3 |
| -- Other -- Birth Trauma | 0 | 0 | 0 | 1 | | | | | | | | | 1 | 3 | 0 |
| -- Overall Development | 1 | 1 | 0 | 1 | | | | | | | | | 3 | | |
| -- Sensory, Safety, Motor | 1 | 0 | 0 | 0 | | | | | | | | | 1 | | |
| -- Child in Foster Care | 1 | 0 | 0 | 0 | | | | | | | | | 1 | | |
| -- Maternal Drug Use | 0 | 1 | 0 | 0 | | | | | | | | | 1 | 4 | 0 |
| Total # of CYSHCN Referrals | 0 | 0 | 0 | 0 | | | | | | | | | 0 | 13 | 23 |
| Total # of Information and Referrals (I&R) | 10 | 7 | 12 | 2 | | | | | | | | | 31 | 100 | 48 |
| Total # of Child Find Referrals | 1 | 0 | 0 | 0 | | | | | | | | | 1 | 7 | 54 |
| Total Number of CSCN Program Referrals | 29 | 32 | 33 | 16 | 0 | 0 | 0 | 30 | 0 | 0 | 0 | 0 | | 385 | 391 |

| Caseloads | | | | | | | | | | | | | |
|--|-------|-------|-------|------|--|--|--|--|--|--|--|--|--|
| Total # of clients worked with during this month | 176 | 177 | 192 | 184 | | | | | | | | | |
| Average # of Cases per Full Time Service Coordinator | 25.14 | 25.29 | 27.43 | 26.3 | | | | | | | | | |

EARLY INTERVENTION PROGRAM

| Billable Expenses/Visits | Jan | Feb | March | April | May | June | July | Aug | Sept | Oct | Nov | Dec | 2024 Totals | 2023 Totals | 2022 Totals |
|---|-----|-----|-------|-------|-----|------|------|-----|------|-----|-----|-----|-------------|-------------|-------------|
| -- Intake visits | 11 | 18 | 17 | 12 | | | | | | | | | 58 | 225 | 241 |
| -- IFSP Meetings | 0 | 0 | 0 | 0 | | | | | | | | | 0 | 303 | 261 |
| -- Initial IFSP | 1 | 0 | 2 | 1 | | | | | | | | | 4 | | |
| -- Core Evaluations | 8 | 7 | 11 | 6 | | | | | | | | | 32 | 191 | 221 |
| -- Core Evaluations with IFSP | 6 | 6 | 3 | 4 | | | | | | | | | 19 | | |
| -- Supplemental Evaluations | 1 | 1 | 2 | 0 | | | | | | | | | 4 | 54 | 50 |
| -- Supplemental Evaluations with Amendment | 2 | 1 | 1 | 2 | | | | | | | | | 6 | | |
| -- Observation Visits | 14 | 36 | 33 | 26 | | | | | | | | | 109 | 290 | 314 |
| -- IFSP Change Visit | 1 | 2 | 1 | 4 | | | | | | | | | 8 | | |
| -- IFSP Review Visit | 17 | 17 | 21 | 16 | | | | | | | | | 71 | | |
| -- CPSE meetings | 9 | 5 | 9 | 7 | | | | | | | | | 30 | 63 | 57 |
| -- SC Discuss | 16 | 20 | 26 | 27 | | | | | | | | | 89 | 88 | |
| -- SC Visits | 10 | 11 | 9 | 18 | | | | | | | | | 48 | | |
| -- Family Training/Team Meetings | 0 | 0 | 0 | 0 | | | | | | | | | 0 | 3 | 2 |
| -- Phone Call | 182 | 190 | 155 | 143 | | | | | | | | | 670 | | |
| -- OSC-Transfer Chart to OSC | 3 | 3 | 3 | 0 | | | | | | | | | 9 | | |
| -- Transition meetings | 1 | 15 | 7 | 1 | | | | | | | | | 24 | 47 | 38 |
| -- Home Visit for Signature | 2 | 2 | 3 | 1 | | | | | | | | | 8 | | |
| | | | | | | | | | | | | | | | |
| | | | | | | | | | | | | | | | 1184 |
| Services and Evaluations Pending & Completed | | | | | | | | | | | | | | | |
| Children with Services Pending(Needs List) | | | | | | | | | | | | | | | |
| -- Feeding | 7 | 7 | 7 | 7 | | | | | | | | | 28 | 67 | 42 |
| -- Nutrition | 0 | 0 | 0 | 0 | | | | | | | | | 0 | 0 | 0 |
| -- Occupational Therapy | 12 | 11 | 12 | 11 | | | | | | | | | 46 | 57 | 18 |
| -- Physical Therapy | 8 | 8 | 8 | 8 | | | | | | | | | 32 | 0 | 62 |
| -- Social Work | 4 | 4 | 4 | 4 | | | | | | | | | 16 | 55 | 13 |
| -- Special Education | 22 | 21 | 22 | 22 | | | | | | | | | 87 | 0 | 106 |
| -- Speech Therapy | 41 | 46 | 48 | 48 | | | | | | | | | 183 | 478 | 486 |
| | | | | | | | | | | | | | | | 727 |

EARLY INTERVENTION PROGRAM

| Early Intervention Discharges | Jan | Feb | March | April | May | June | July | Aug | Sept | Oct | Nov | Dec | 2024 Totals | 2023 Totals | 2022 Totals |
|---|-----------|-----------|-----------|-----------|-----|------|------|-----|------|-----|-----|-----|-------------|-------------|-------------|
| -- To CPSE | 14 | | 2 | 4 | | | | | | | | | 20 | 65 | 59 |
| -- Aged out | 2 | 4 | | 1 | | | | | | | | | 7 | 30 | 15 |
| -- Skilled out | 1 | 3 | | 3 | | | | | | | | | 7 | 27 | 27 |
| -- Moved | 1 | 0 | | | | | | | | | | | 1 | 13 | 27 |
| -- Not Eligible/DNQ | 5 | 6 | 5 | 6 | | | | | | | | | 22 | 62 | 79 |
| -- Family Refused/Unable to Locate | 2 | 4 | 3 | 1 | | | | | | | | | 10 | 36 | 1 |
| --Child Deceased | 0 | 0 | | | | | | | | | | | 0 | 1 | 1 |
| Total Number of Discharges | 25 | 17 | 10 | 15 | | | | | | | | | 67 | 234 | 44 |
| Child Find | | | | | | | | | | | | | | | 252 |
| Total # of Referrals | 2 | 0 | 0 | 0 | | | | | | | | | 2 | 6 | 53 |
| Total # of Children in Child Find | 6 | 6 | 6 | 5 | | | | | | | | | 6 | 79 | |
| Total # Transferred to Early Intervention | 0 | 0 | 0 | 0 | | | | | | | | | 0 | 2 | 14 |
| Total # of Discharges | 0 | 0 | 0 | 1 | | | | | | | | | 1 | 17 | 32 |

PRESCHOOL SPECIAL EDUCATION PROGRAM

| Clients Qualified and Receiving Services | Jan | Feb | March | April | May | June | July | Aug | Sept | Oct | Nov | Dec | | | |
|--|------------|------------|------------|------------|----------|----------|----------|----------|----------|----------|----------|----------|--|--|--|
| Children per School District | | | | | | | | | | | | | | | |
| -- Ithaca | 136 | 143 | 152 | 160 | | | | | | | | | | | |
| -- Dryden | 35 | 38 | 42 | 45 | | | | | | | | | | | |
| -- Newfield | 20 | 21 | 21 | 22 | | | | | | | | | | | |
| -- Groton | 31 | 33 | 35 | 35 | | | | | | | | | | | |
| -- Moravia | 0 | 0 | 0 | 0 | | | | | | | | | | | |
| -- Lansing | 24 | 28 | 28 | 28 | | | | | | | | | | | |
| -- Trumansburg | 13 | 15 | 18 | 20 | | | | | | | | | | | |
| -- Cortland | 0 | 0 | 0 | 0 | | | | | | | | | | | |
| -- Homer | 0 | 0 | 0 | 0 | | | | | | | | | | | |
| -- Odessa-Montour | 1 | 1 | 1 | 1 | | | | | | | | | | | |
| -- Spencer VanEtten | 1 | 1 | 1 | 1 | | | | | | | | | | | |
| -- Candor | 2 | 2 | 2 | 2 | | | | | | | | | | | |
| -- Newark Valley | 0 | 0 | 0 | 0 | | | | | | | | | | | |
| Total # of Qualified and Receiving Services | 263 | 282 | 300 | 314 | 0 | 0 | 0 | 0 | 0 | 0 | 0 | 0 | | | |

| Services Provided | Jan | Feb | March | April | May | June | July | Aug | Sept | Oct | Nov | Dec | | | |
|---|------------|------------|------------|------------|----------|----------|----------|----------|----------|----------|----------|----------|--|--|--|
| Services /Authorized by Discipline | | | | | | | | | | | | | | | |
| -- Speech Therapy (individual) | 153 | 163 | 187 | 191 | | | | | | | | | | | |
| -- Speech Therapy (group) | 25 | 25 | 37 | 42 | | | | | | | | | | | |
| -- Occupational Therapy (individual) | 52 | 54 | 57 | 60 | | | | | | | | | | | |
| -- Occupational Therapy (group) | 1 | 1 | 1 | 1 | | | | | | | | | | | |
| -- Physical Therapy (individual) | 23 | 28 | 30 | 33 | | | | | | | | | | | |
| -- Physical Therapy (group) | 0 | 2 | 2 | 2 | | | | | | | | | | | |
| -- Transportation | 59 | 62 | 62 | 61 | | | | | | | | | | | |
| -- Birnie Bus | 16 | 16 | 16 | 16 | | | | | | | | | | | |
| -- Dryden Central School District | 2 | 2 | 2 | 2 | | | | | | | | | | | |
| -- Ithaca City School District | 35 | 38 | 38 | 37 | | | | | | | | | | | |
| -- Parent | 6 | 6 | 6 | 6 | | | | | | | | | | | |
| -- Counseling | 29 | 27 | 32 | 35 | | | | | | | | | | | |
| -- Parent Counseling | 26 | 27 | 29 | 29 | | | | | | | | | | | |
| -- Service Coordination | 15 | 15 | 15 | 17 | | | | | | | | | | | |
| -- Assistive Technology | 0 | 0 | 0 | 0 | | | | | | | | | | | |
| -- Special Ed Itinerate Teacher (SEIT) | 30 | 31 | 33 | 46 | | | | | | | | | | | |
| -- 1:1 Tuition Aide (CB) | 5 | 6 | 6 | 6 | | | | | | | | | | | |
| -- Audiological Services | 0 | 0 | 0 | 0 | | | | | | | | | | | |
| -- Nutrition (OTHER) | 0 | 0 | 0 | 0 | | | | | | | | | | | |
| -- Teacher of the Deaf | 0 | 0 | 0 | 0 | | | | | | | | | | | |
| -- 1:1 Aide | 2 | 2 | 4 | 4 | | | | | | | | | | | |
| -- 1:1 Teacher Assistant | 0 | 0 | 0 | 0 | | | | | | | | | | | |
| -- Music Therapy | 0 | 0 | 0 | 0 | | | | | | | | | | | |
| -- Teacher of Visually Impaired | 0 | 0 | 0 | 0 | | | | | | | | | | | |
| Total # of children rcvg. home based related svcs. | 199 | 217 | 235 | 251 | 0 | 0 | 0 | 0 | 0 | 0 | 0 | 0 | | | |

PRESCHOOL SPECIAL EDUCATION PROGRAM

| Number of Children Served Per School District Attending Tuition Based Programs | Jan | Feb | March | April | May | June | July | Aug | Sept | Oct | Nov | Dec | | | | |
|---|------------|------------|--------------|--------------|------------|-------------|-------------|------------|-------------|------------|------------|------------|--|--|--|--|
| -- Ithaca | 38 | 39 | 39 | 38 | | | | | | | | | | | | |
| -- Dryden | 10 | 10 | 10 | 9 | | | | | | | | | | | | |
| -- Newfield | 3 | 3 | 3 | 3 | | | | | | | | | | | | |
| -- Lansing | 2 | 2 | 2 | 2 | | | | | | | | | | | | |
| -- Moravia | 0 | 0 | 0 | 0 | | | | | | | | | | | | |
| --Groton | 3 | 3 | 3 | 3 | | | | | | | | | | | | |
| -- Cortland | 0 | 0 | 0 | 0 | | | | | | | | | | | | |
| --Newark Valley | 0 | 0 | 0 | 0 | | | | | | | | | | | | |
| -- Trumansburg | 7 | 7 | 7 | 7 | | | | | | | | | | | | |
| -- Homer | 0 | 0 | 0 | 0 | | | | | | | | | | | | |
| -- Odessa Montour | 0 | 0 | 0 | 0 | | | | | | | | | | | | |
| -- Spencer -Van Etten | 0 | 0 | 0 | 0 | | | | | | | | | | | | |
| --Candor | 1 | 1 | 1 | 1 | | | | | | | | | | | | |
| | | | | | | | | | | | | | | | | |
| -- # attending Franziska Racker Centers | 30 | 30 | 30 | 28 | | | | | | | | | | | | |
| -- # attending Ithaca City School District | 29 | 30 | 30 | 30 | | | | | | | | | | | | |
| -- # attending Dryden Central School | 3 | 3 | 3 | 3 | | | | | | | | | | | | |
| -- # attending South Seneca School District | 2 | 2 | 2 | 2 | | | | | | | | | | | | |
| | | | | | | | | | | | | | | | | |
| Total # attending Special Ed Integrated Tuition Progr. | 64 | 65 | 65 | 63 | 0 | 0 | 0 | 0 | 0 | 0 | 0 | 0 | | | | |

| Municipal Representation Committee on Preschool Special Education | Jan | Feb | March | April | May | June | July | Aug | Sept | Oct | Nov | Dec | 2024 Totals | 2023 Totals | 2022 Totals |
|--|------------|------------|--------------|--------------|------------|-------------|-------------|------------|-------------|------------|------------|------------|--------------------|--------------------|--------------------|
| -- Ithaca | 18 | 17 | 25 | 22 | | | | | | | | | 82 | 225 | 219 |
| -- Candor | 0 | 1 | 0 | 0 | | | | | | | | | 1 | 2 | 1 |
| -- Dryden | 7 | 3 | 8 | 11 | | | | | | | | | 29 | 53 | 64 |
| -- Groton | 3 | 4 | 16 | 11 | | | | | | | | | 34 | 43 | 50 |
| -- Homer | 0 | 0 | 0 | 0 | | | | | | | | | 0 | 0 | 2 |
| -- Lansing | 1 | 4 | 4 | 0 | | | | | | | | | 9 | 22 | 23 |
| -- Newfield | 3 | 0 | 0 | 3 | | | | | | | | | 6 | 26 | 19 |
| -- Trumansburg | 0 | 3 | 3 | 1 | | | | | | | | | 7 | 13 | 26 |
| -- Spencer VanEtten | 0 | 1 | 0 | 0 | | | | | | | | | 1 | 1 | 1 |
| -- Moravia | 0 | 0 | 0 | 0 | | | | | | | | | 0 | 1 | 1 |
| Total CPSE Meetings Attended | 32 | 33 | 56 | 48 | 0 | 0 | 0 | 0 | 0 | 0 | 0 | 0 | 169 | 386 | 390 |

Environmental Health

SUMMARY OF ACTIVITY

- *See following pages.*

Division of Environmental Health
Summary of Activity (2024)

| | Jan | Feb | Mar | Apr | May | June | July | Aug | Sept | Oct | Nov | Dec | YTD | 2023 Totals |
|--|-----|-----|-----|-----|-----|------|------|-----|------|-----|-----|-----|-----|-------------|
| FOOD PROTECTION PROGRAM - Restaurants & Other Food Service | | | | | | | | | | | | | | |
| Permitted Operations (535 Permitted Operations*) | | | | | | | | | | | | | | |
| Inspections** | 53 | 57 | 83 | 78 | | | | | | | | | 271 | 828 |
| Critical Violations | 5 | 1 | 28 | 14 | | | | | | | | | 48 | 170 |
| Other Violations | 30 | 18 | 38 | 33 | | | | | | | | | 119 | 359 |
| Plans Approved | 1 | 3 | 1 | 2 | | | | | | | | | 7 | 14 |
| Complaints Received | 2 | 4 | 2 | 3 | | | | | | | | | 11 | 55 |
| Temporary FSE (150 Estimated Operations*) | | | | | | | | | | | | | | |
| Permits Issued | 1 | 2 | 7 | 7 | | | | | | | | | 17 | 163 |
| Inspections** | 0 | 0 | 5 | 0 | | | | | | | | | 5 | 94 |
| Critical Violations | 0 | 0 | 0 | 4 | | | | | | | | | 4 | 24 |
| Other Violations | 0 | 0 | 0 | 0 | | | | | | | | | 0 | 12 |
| MOBILE HOME PARKS (39 Permitted Operations, 2019 Lots*) | | | | | | | | | | | | | | |
| Inspections** | 0 | 4 | 4 | 5 | | | | | | | | | 13 | 17 |
| Critical Violations | 0 | 0 | 1 | 3 | | | | | | | | | 4 | 6 |
| Other Violations | 1 | 6 | 3 | 10 | | | | | | | | | 20 | 59 |
| Complaints Received | 0 | 2 | 0 | 2 | | | | | | | | | 4 | 14 |
| TEMPORARY RESIDENCES - Hotels & Motels (35 Permitted Operations, 2241 Rooms*) | | | | | | | | | | | | | | |
| Inspections** | 1 | 0 | 0 | 0 | | | | | | | | | 1 | 45 |
| Critical Violations | 0 | 0 | 0 | 0 | | | | | | | | | 0 | 41 |
| Other Violations | 0 | 0 | 0 | 0 | | | | | | | | | 0 | 54 |
| Complaints Received | 1 | 0 | 0 | 0 | | | | | | | | | 1 | 8 |
| MASS GATHERING (Fingerlakes GrassRoots Festival) | | | | | | | | | | | | | | |
| Inspections** | 0 | 0 | 0 | 0 | | | | | | | | | 0 | 10 |
| Critical Violations | 0 | 0 | 0 | 0 | | | | | | | | | 0 | 7 |
| Other Violations | 0 | 0 | 0 | 0 | | | | | | | | | 0 | 46 |
| Complaints Received | 0 | 0 | 0 | 0 | | | | | | | | | 0 | 0 |
| MIGRANT FARM WORKER HOUSING (1 Operation) | | | | | | | | | | | | | | |
| Inspections** | 0 | 1 | 0 | 0 | | | | | | | | | 1 | 2 |
| Critical Violations | 0 | 0 | 0 | 0 | | | | | | | | | 0 | 0 |
| Other Violations | 0 | 0 | 0 | 0 | | | | | | | | | 0 | 0 |
| Complaint Investigations | 0 | 0 | 0 | 0 | | | | | | | | | 0 | 0 |
| CAMPGROUNDS & AGRICULTURAL FAIRGROUNDS (9 Operations, 595 Sites*) | | | | | | | | | | | | | | |
| Inspections** | 0 | 0 | 0 | 4 | | | | | | | | | 4 | 20 |
| Critical Violations | 0 | 0 | 0 | 0 | | | | | | | | | 0 | 0 |
| Other Violations | 0 | 0 | 0 | 0 | | | | | | | | | 0 | 18 |
| Complaints Received | 0 | 0 | 0 | 0 | | | | | | | | | 0 | 0 |
| CHILDREN'S CAMPS (28 Operations) | | | | | | | | | | | | | | |
| Inspections** | 0 | 0 | 0 | 0 | | | | | | | | | 0 | 57 |
| Critical Violations | 0 | 0 | 0 | 0 | | | | | | | | | 0 | 4 |
| Other Violations | 0 | 0 | 0 | 0 | | | | | | | | | 0 | 0 |
| Injury/Illness Investigations | 0 | 0 | 0 | 0 | | | | | | | | | 0 | 0 |
| Complaints Received | 0 | 0 | 0 | 0 | | | | | | | | | 0 | 0 |
| SWIMMING POOLS & BATHING BEACHES - (50 Operations*) | | | | | | | | | | | | | | |
| Inspections** | 1 | 7 | 9 | 0 | | | | | | | | | 17 | 88 |
| Critical Violations | 0 | 2 | 1 | 0 | | | | | | | | | 3 | 10 |
| Other Violations | 0 | 9 | 3 | 0 | | | | | | | | | 12 | 60 |
| Injury/Illness Investigations | 0 | 0 | 0 | 0 | | | | | | | | | 0 | 0 |
| Complaints Received | 0 | 0 | 0 | 0 | | | | | | | | | 0 | 0 |
| PUBLIC WATER SYSTEMS (PWS) 88 Community PWS, 63 Other PWS*) | | | | | | | | | | | | | | |
| Inspections** | 5 | 6 | 21 | 16 | | | | | | | | | 48 | 83 |
| Boil Water Orders Issued | 2 | 2 | 3 | 0 | | | | | | | | | 7 | 7 |
| Complaints Received | 1 | 0 | 0 | 0 | | | | | | | | | 1 | 1 |

**Division of Environmental Health
Summary of Activity (2024)**

| ON-SITE WASTEWATER TREATMENT SYSTEMS (OWTS) | | | | | | | | | | | | | | |
|--|-----------|-----------|-----------|-----------|----------|----------|----------|----------|----------|----------|----------|----------|-----------|------------|
| Permits Issued | 12 | 16 | 17 | 15 | 0 | 0 | 0 | 0 | 0 | 0 | 0 | 0 | 60 | 232 |
| New Construction/Conversions | 7 | 9 | 5 | 9 | | | | | | | | | 30 | 111 |
| Replacements | 5 | 7 | 12 | 6 | | | | | | | | | 30 | 121 |
| Completion Certificates Issued | 8 | 10 | 9 | 8 | 0 | 0 | 0 | 0 | 0 | 0 | 0 | 0 | 35 | 190 |
| New Construction/Conversions | 3 | 3 | 2 | 4 | | | | | | | | | 12 | 73 |
| Replacements | 5 | 7 | 7 | 4 | | | | | | | | | 23 | 117 |
| ENGINEERING PLAN REVIEWS | | | | | | | | | | | | | | |
| Realty Subdivisions | 0 | 0 | 0 | 0 | | | | | | | | | 0 | 1 |
| OWTS | 4 | 3 | 8 | 4 | | | | | | | | | 19 | 34 |
| Collector Sewer | 0 | 0 | 0 | 0 | | | | | | | | | 0 | 0 |
| Public Water Systems | 2 | 0 | 0 | 0 | | | | | | | | | 2 | 4 |
| Water Main Extension | 0 | 0 | 0 | 0 | | | | | | | | | 0 | 5 |
| Cross-Connection Control Devices | 2 | 0 | 2 | 2 | | | | | | | | | 6 | 5 |
| Other Water System Modification | 0 | 0 | 1 | 0 | | | | | | | | | 1 | 2 |
| Other Engineering Reviews | 0 | 0 | 0 | 0 | | | | | | | | | 0 | 0 |
| RABIES CONTROL PROGRAM | | | | | | | | | | | | | | |
| Potential Human Exposure Investigations | 30 | 23 | 28 | 27 | | | | | | | | | 108 | 581 |
| Human Post-X Treatments | 4 | 5 | 3 | 3 | | | | | | | | | 15 | 186 |
| Animal Specimens Tested | 7 | 3 | 4 | 5 | | | | | | | | | 19 | 255 |
| Animals Testing Positive | 0 | 0 | 0 | 0 | | | | | | | | | 0 | 19 |
| Rabies Clinics Offered | 1 | 0 | 0 | 0 | | | | | | | | | 1 | 5 |
| Dogs Vaccinated | 101 | 0 | 0 | 0 | | | | | | | | | 101 | 458 |
| Cats Vaccinated | 66 | 0 | 0 | 0 | | | | | | | | | 66 | 301 |
| Ferrets Vaccinated | 2 | 0 | 0 | 0 | | | | | | | | | 2 | 10 |
| Pet Quarantine | 0 | 0 | 0 | 0 | | | | | | | | | 0 | 9 |
| CHILDHOOD LEAD PROGRAM | | | | | | | | | | | | | | |
| # of New EH Referrals w/ Elevated BLL | 1 | 0 | 0 | 1 | | | | | | | | | 2 | 7 |
| # of EH Investigations Initiated | 1 | 0 | 0 | 1 | | | | | | | | | 2 | 6 |
| # of Home Assessments Performed | 0 | 1 | 0 | 0 | | | | | | | | | 1 | 9 |
| # of Notice of Demands Sent | 0 | 1 | 0 | 0 | | | | | | | | | 1 | 3 |
| Lead Calls/Inquires Received by EH | 0 | 0 | 0 | 0 | | | | | | | | | 0 | 9 |
| FOIL REQUESTS | | | | | | | | | | | | | | |
| Total Received | 5 | 1 | 4 | 10 | | | | | | | | | 20 | 51 |
| ADOLESCENT TOBACCO USE PREVENTION ACT (ATUPA) (65 Operations *) & CLEAN INDOOR AIR ACT (CIAA) | | | | | | | | | | | | | | |
| ATUPA (Adult & Minor) Compliance Checks | 24 | 29 | 7 | 0 | | | | | | | | | 60 | 112 |
| Violations | 0 | 2 | 2 | 0 | | | | | | | | | 4 | 1 |
| CIAA Complaints | 0 | 0 | 0 | 0 | | | | | | | | | 0 | 0 |
| COMPLAINTS - General/Nuisance | | | | | | | | | | | | | | |
| Complaint Investigations Opened | 2 | 4 | 1 | 4 | | | | | | | | | 11 | 120 |
| ENFORCEMENT ACTIONS | | | | | | | | | | | | | | |
| Total Cases | 2 | 0 | 2 | 2 | | | | | | | | | 6 | 35 |
| Cases Related to FSE | 0 | 0 | 1 | 2 | | | | | | | | | 3 | 13 |
| BOH Penalties Assessed | \$800 | \$0 | \$600 | \$8,700 | | | | | | | | | \$10,100 | \$79,000 |
| BOH Penalties Collected | \$1,300 | \$500 | \$1,700 | \$1,100 | | | | | | | | | \$4,600 | \$54,050 |
| CUSTOMER SERVICE/SUPPORT | | | | | | | | | | | | | | |
| Calls Received | 410 | 425 | 537 | 543 | | | | | | | | | 1915 | 6449 |
| Walk-In Customers | 15 | 21 | 28 | 44 | | | | | | | | | 108 | 416 |
| TCEH Emails Received | 355 | 372 | 501 | 473 | | | | | | | | | 1701 | 4807 |
| Applications Processed | 90 | 127 | 194 | 198 | | | | | | | | | 609 | 1769 |
| Payment Receipts Processed | 55 | 101 | 169 | 148 | | | | | | | | | 473 | 1331 |
| Renewals/Billings Sent | 120 | 19 | 183 | 150 | | | | | | | | | 472 | 951 |

* As of 1/1/2024

** Includes Pre-op, Inspection, Re-inspection, HAACP, Sanitary Surveys (Doesn't include Co-Inspector/Field Visits)

New Business

- New Business item.